

Product Datasheet

CD3 epsilon Antibody (145-2C11) - Chimeric - Azide and BSA Free NBP2-52641-0.2mg

Unit Size: 0.2 mg

Store at 4C for up to 3 months. For longer storage, aliquot and store at -20C.

www.novusbio.com



technical@novusbio.com

Publications: 1

Protocols, Publications, Related Products, Reviews, Research Tools and Images at:
www.novusbio.com/NBP2-52641

Updated 10/19/2023 v.20.1

**Earn rewards for product
reviews and publications.**

Submit a publication at www.novusbio.com/publications

Submit a review at www.novusbio.com/reviews/destination/NBP2-52641



NBP2-52641-0.2mg

CD3 epsilon Antibody (145-2C11) - Chimeric - Azide and BSA Free

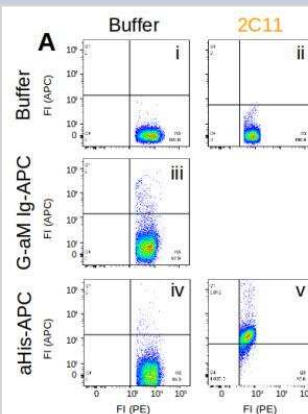
Product Information	
Unit Size	0.2 mg
Concentration	1 mg/ml
Storage	Store at 4C for up to 3 months. For longer storage, aliquot and store at -20C.
Clonality	Monoclonal
Clone	145-2C11
Preservative	0.02% Proclin 300
Isotype	IgG Kappa
Purity	Protein A purified
Buffer	PBS

Product Description	
Host	Rabbit
Gene ID	916
Gene Symbol	CD3E
Species	Mouse
Reactivity Notes	Rat
Specificity/Sensitivity	Recognises a 25-kDa protein component (CD3e, originally called T3-e) of the antigen-specific T-cell receptor.
Immunogen	H-2Kb-specific murine cytotoxic T-lymphocyte (CTL) clone.

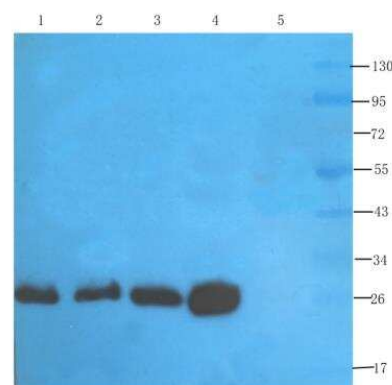
Product Application Details	
Applications	Western Blot, Flow Cytometry, Functional, Immunoprecipitation, CyTOF-ready
Recommended Dilutions	Western Blot 1:100 - 1:2000, Flow Cytometry 1:10 - 1:1000, Immunoprecipitation 1:10 - 1:500, Functional, CyTOF-ready
Application Notes	This antibody is Cytof ready. This chimeric rabbit antibody was made using the variable domain sequences of the original Hamster IgG1 format, for improved compatibility with existing reagents, assays and techniques.

Images

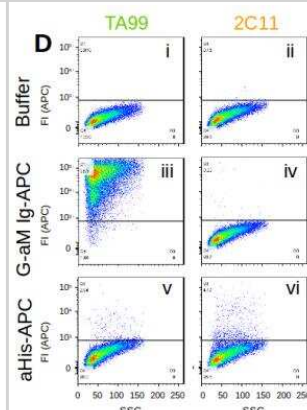
Flow Cytometry: CD3 epsilon Antibody (145-2C11) - Chimeric [NBP2-52641] - CD3 epsilon Antibody (145-2C11) [NBP2-52641] - Analysis using anti-CD3 epsilon and TRP1 antibodies. Mouse splenocytes.



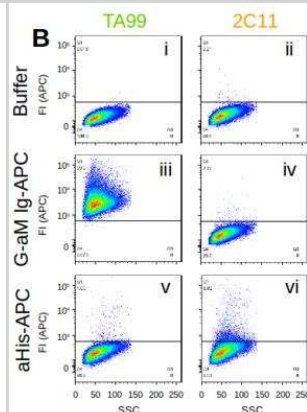
Western Blot: CD3 epsilon Antibody (145-2C11) [NBP2-52641] - Rat lymph node (lane 1), rat rectum (lane 2), rat spleen (lane 3), mouse lung (lane 4) and mouse pancreas (lane 5) samples were resolved on a 12% SDS PAGE gel and blots probed with Anti-CD3 epsilon-1.4 at 1.5 ug/ml before being detected by a secondary antibody. The expected band size (26 kDa) is seen for both rat and mouse samples.



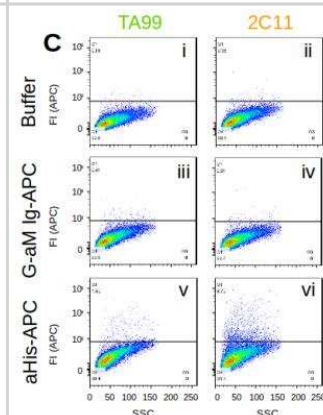
Flow Cytometry: CD3 epsilon Antibody (145-2C11) [NBP2-52641] - Analysis using anti-CD3 epsilon and TRP1 antibodies. KPC3 cells transfected with the Trp1 gene.



Flow Cytometry: CD3 epsilon Antibody (145-2C11) [NBP2-52641] - Analysis using anti-CD3 epsilon and TRP1 antibodies. B16F10 murine melanoma cells.



Flow Cytometry: CD3 epsilon Antibody (145-2C11) [NBP2-52641] - Analysis using anti-CD3 epsilon and TRP1 antibodies. KPC3 pancreas carcinoma cells.



Publications

Oweida AJ, Mueller AC, Piper M et al. Response to radiotherapy in pancreatic ductal adenocarcinoma is enhanced by inhibition of myeloid-derived suppressor cells using STAT3 anti-sense oligonucleotide Cancer Immunol Immunother 2020-10-23 [PMID: 33097963]



Novus Biologicals USA

10730 E. Briarwood Avenue
Centennial, CO 80112
USA
Phone: 303.730.1950
Toll Free: 1.888.506.6887
Fax: 303.730.1966
nb-customerservice@bio-techne.com

Bio-Techne Canada

21 Canmotor Ave
Toronto, ON M8Z 4E6
Canada
Phone: 905.827.6400
Toll Free: 855.668.8722
Fax: 905.827.6402
canada.inquires@bio-techne.com

Bio-Techne Ltd

19 Barton Lane
Abingdon Science Park
Abingdon, OX14 3NB, United Kingdom
Phone: (44) (0) 1235 529449
Free Phone: 0800 37 34 15
Fax: (44) (0) 1235 533420
info.EMEA@bio-techne.com

General Contact Information

www.novusbio.com
Technical Support: nb-technical@bio-techne.com
Orders: nb-customerservice@bio-techne.com
General: novus@novusbio.com

Products Related to NBP2-52641-0.2mg

HAF008	Goat anti-Rabbit IgG Secondary Antibody [HRP]
NB7160	Goat anti-Rabbit IgG (H+L) Secondary Antibody [HRP]
NBP2-22752	Recombinant Human CD3 epsilon His Protein
210-TA-005	TNF-alpha [Unconjugated]

Limitations

This product is for research use only and is not approved for use in humans or in clinical diagnosis. Primary Antibodies are guaranteed for 1 year from date of receipt.

For more information on our 100% guarantee, please visit www.novusbio.com/guarantee

Earn gift cards/discounts by submitting a review: www.novusbio.com/reviews/submit/NBP2-52641

Earn gift cards/discounts by submitting a publication using this product:
www.novusbio.com/publications

