

Product Datasheet

Sirtuin 3/SIRT3 Antibody (6B2A1) - BSA Free NBP2-52563

Unit Size: 0.1 mg

Store at 4C short term. Aliquot and store at -20C long term. Avoid freeze-thaw cycles.

www.novusbio.com



technical@novusbio.com

Reviews: 1

Protocols, Publications, Related Products, Reviews, Research Tools and Images at:
www.novusbio.com/NBP2-52563

Updated 4/15/2024 v.20.1

Earn rewards for product
reviews and publications.

Submit a publication at www.novusbio.com/publications

Submit a review at www.novusbio.com/reviews/destination/NBP2-52563



NBP2-52563

Sirtuin 3/SIRT3 Antibody (6B2A1) - BSA Free

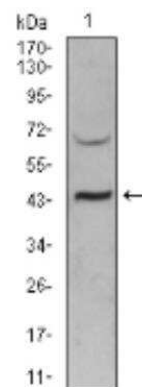
Product Information	
Unit Size	0.1 mg
Concentration	1 mg/ml
Storage	Store at 4C short term. Aliquot and store at -20C long term. Avoid freeze-thaw cycles.
Clonality	Monoclonal
Clone	6B2A1
Preservative	0.05% Sodium Azide
Isotype	IgG1
Purity	Protein G purified
Buffer	PBS
Target Molecular Weight	43.6 kDa

Product Description	
Host	Mouse
Gene ID	23410
Gene Symbol	SIRT3
Species	Human
Immunogen	Purified recombinant fragment of human Sirtuin 3/SIRT3 (AA: 155-290) expressed in E. Coli.

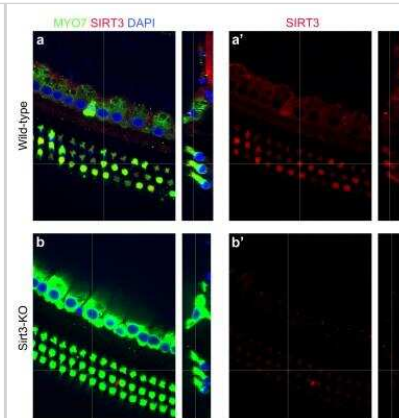
Product Application Details	
Applications	Western Blot, ELISA, Flow Cytometry, Immunocytochemistry/Immunofluorescence, Immunohistochemistry, Immunohistochemistry-Paraffin, CyTOF-ready, Immunocytochemistry, Immunohistochemistry Whole-Mount
Recommended Dilutions	Western Blot 1:500 - 1:2000, Flow Cytometry 1:200 - 1:400, ELISA 1:10000, Immunohistochemistry 1:200 - 1:1000, Immunocytochemistry/Immunofluorescence 1:200-1:1000, Immunohistochemistry-Paraffin 1:200 - 1:1000, Immunohistochemistry Whole-Mount, Immunocytochemistry 1:200 - 1:1000, CyTOF-ready
Application Notes	This antibody is Cytof ready. This Sirtuin 3/SIRT3 Antibody (6B2A1) is validated for IHC-WhMt from a verified customer review.

Images

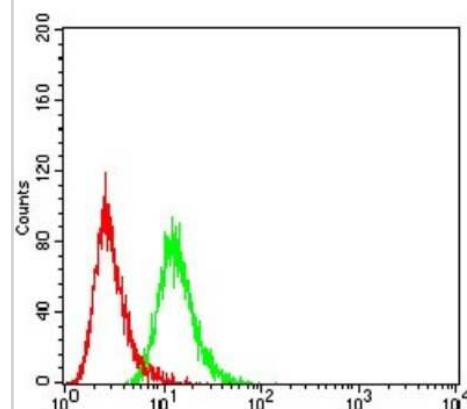
Western Blot: Sirtuin 3/SIRT3 Antibody (6B2A1) [NBP2-52563] - Analysis using SIRT3 mouse mAb against PANC-1 (1) cell lysate.



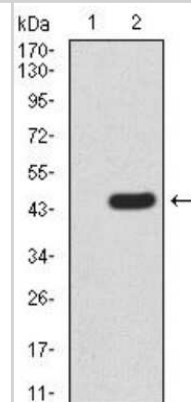
Immunohistochemistry Whole-Mount: Sirtuin 3/SIRT3 Antibody (6B2A1) [NBP2-52563] - Cochlear whole mount from wild-type and Sirt3-KO mice, immunolabeled with MYO7, SIRT3, and DAPI. The cross-hairs show the position from which the side view is taken. SIRT3 immunoreactivity only is shown in the right panels. IHC-WhMt image submitted by a verified customer review.



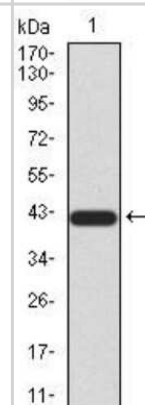
Flow Cytometry: Sirtuin 3/SIRT3 Antibody (6B2A1) [NBP2-52563] - Analysis of HeLa cells using SIRT3 mouse mAb (green) and negative control (red).



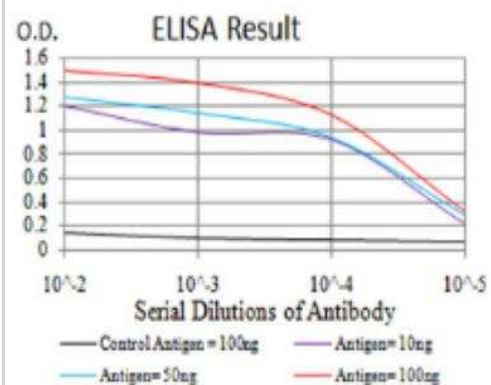
Western Blot: Sirtuin 3/SIRT3 Antibody (6B2A1) [NBP2-52563] - Analysis using SIRT3 mAb against HEK293 (1) and SIRT3 (AA: 155-290)-hlgGfC transfected HEK293 (2) cell lysate.



Western Blot: Sirtuin 3/SIRT3 Antibody (6B2A1) [NBP2-52563] - Analysis using SIRT3 mAb against human SIRT3 (AA: 155-290) recombinant protein. (Expected MW is 41.3 kDa)



ELISA: Sirtuin 3/SIRT3 Antibody (6B2A1) [NBP2-52563] - Black line: Control Antigen (100 ng); Purple line: Antigen(10 ng); Blue line: Antigen (50 ng); Red line: Antigen (100 ng);





Novus Biologicals USA

10730 E. Briarwood Avenue
Centennial, CO 80112
USA
Phone: 303.730.1950
Toll Free: 1.888.506.6887
Fax: 303.730.1966
nb-customerservice@bio-techne.com

Bio-Techne Canada

21 Canmotor Ave
Toronto, ON M8Z 4E6
Canada
Phone: 905.827.6400
Toll Free: 855.668.8722
Fax: 905.827.6402
canada.inquires@bio-techne.com

Bio-Techne Ltd

19 Barton Lane
Abingdon Science Park
Abingdon, OX14 3NB, United Kingdom
Phone: (44) (0) 1235 529449
Free Phone: 0800 37 34 15
Fax: (44) (0) 1235 533420
info.EMEA@bio-techne.com

General Contact Information

www.novusbio.com
Technical Support: nb-technical@bio-techne.com
Orders: nb-customerservice@bio-techne.com
General: novus@novusbio.com

Products Related to NBP2-52563

HAF007	Goat anti-Mouse IgG Secondary Antibody [HRP]
NB720-B	Rabbit anti-Mouse IgG (H+L) Secondary Antibody [Biotin]
NBP1-97005-0.5mg	Mouse IgG1 Isotype Control (MG1)
NBP1-87037PEP	Sirtuin 3/SIRT3 Recombinant Protein Antigen

Limitations

This product is for research use only and is not approved for use in humans or in clinical diagnosis. Primary Antibodies are guaranteed for 1 year from date of receipt.

For more information on our 100% guarantee, please visit www.novusbio.com/guarantee

Earn gift cards/discounts by submitting a review: www.novusbio.com/reviews/submit/NBP2-52563

Earn gift cards/discounts by submitting a publication using this product:
www.novusbio.com/publications

