

# Product Datasheet

## FIP1/RCP Antibody (1A12B9D8) - BSA Free NBP2-52546

Unit Size: 0.1 mg

Store at 4C short term. Aliquot and store at -20C long term. Avoid freeze-thaw cycles.

[www.novusbio.com](http://www.novusbio.com)



[technical@novusbio.com](mailto:technical@novusbio.com)

Protocols, Publications, Related Products, Reviews, Research Tools and Images at:  
[www.novusbio.com/NBP2-52546](http://www.novusbio.com/NBP2-52546)

Updated 4/15/2024 v.20.1

Earn rewards for product  
reviews and publications.

Submit a publication at [www.novusbio.com/publications](http://www.novusbio.com/publications)

Submit a review at [www.novusbio.com/reviews/destination/NBP2-52546](http://www.novusbio.com/reviews/destination/NBP2-52546)



**NBP2-52546**

FIP1/RCP Antibody (1A12B9D8) - BSA Free

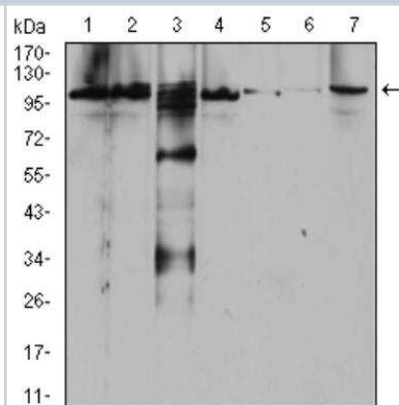
Product Information	
Unit Size	0.1 mg
Concentration	1 mg/ml
Storage	Store at 4C short term. Aliquot and store at -20C long term. Avoid freeze-thaw cycles.
Clonality	Monoclonal
Clone	1A12B9D8
Preservative	0.05% Sodium Azide
Isotype	IgG1
Purity	Protein G purified
Buffer	PBS
Target Molecular Weight	137.2 kDa

Product Description	
Host	Mouse
Gene Symbol	RAB11FIP1
Species	Human, Mouse
Immunogen	Purified recombinant fragment of human FIP1/RCP (AA: 130-271) expressed in E. Coli.

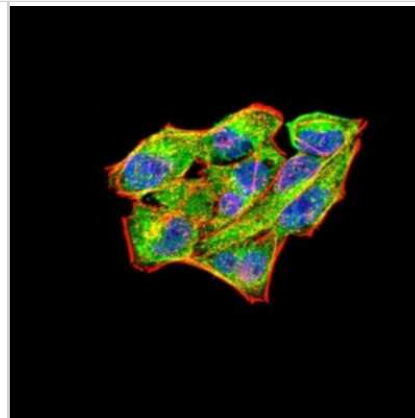
Product Application Details	
Applications	Western Blot, ELISA, Flow Cytometry, Immunocytochemistry/Immunofluorescence, Immunohistochemistry, Immunohistochemistry-Paraffin, CyTOF-ready
Recommended Dilutions	Western Blot 1:500-1:2000, Flow Cytometry 1:200-1:400, ELISA 1:10000, Immunohistochemistry 1:200-1:1000, Immunocytochemistry/Immunofluorescence 1:200-1:1000, Immunohistochemistry-Paraffin 1:200-1:1000, CyTOF-ready
Application Notes	This antibody is Cytof ready.

**Images**

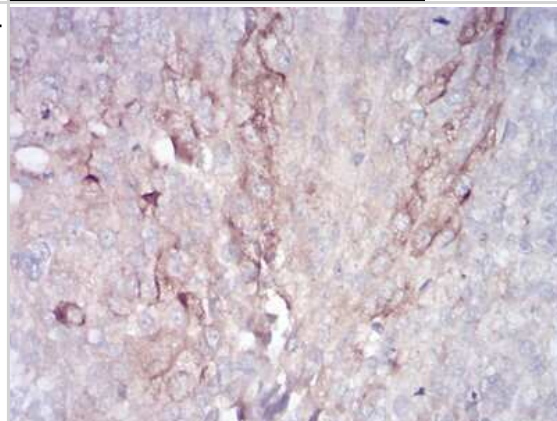
Western Blot: FIP1/RCP Antibody (1A12B9D8) [NBP2-52546] - Analysis using RAB11FIP1 mouse mAb against Raji (1), SW620 (2), A431 (3), SW480 (4), HepG2 (5), Hela (6), and NIH3T3 (7) cell lysate.



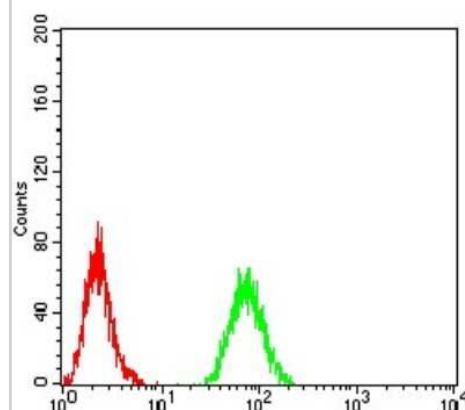
Immunocytochemistry/Immunofluorescence: FIP1/RCP Antibody (1A12B9D8) [NBP2-52546] - Analysis of Hela cells using RAB11FIP1 mouse mAb (green). Blue: DRAQ5 fluorescent DNA dye. Red: Actin filaments have been labeled with Alexa Fluor- 555 phalloidin.



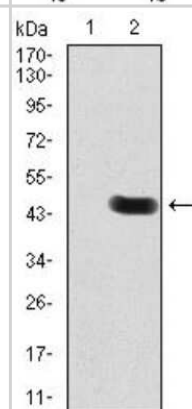
Immunohistochemistry-Paraffin: FIP1/RCP Antibody (1A12B9D8) [NBP2-52546] - Analysis of paraffin-embedded bladder cancer tissues using RAB11FIP1 mouse mAb with DAB staining.



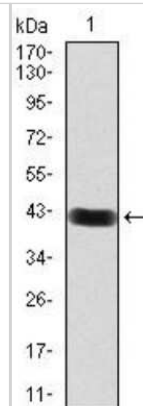
Flow Cytometry: FIP1/RCP Antibody (1A12B9D8) [NBP2-52546] - Analysis of Raji cells using RAB11FIP1 mouse mAb (green) and negative control (red).



Western Blot: FIP1/RCP Antibody (1A12B9D8) [NBP2-52546] - Analysis using RAB11FIP1 mAb against HEK293 (1) and RAB11FIP1 (AA: 130-271)-hlgGFc transfected HEK293 (2) cell lysate.



Western Blot: FIP1/RCP Antibody (1A12B9D8) [NBP2-52546] - Analysis using RAB11FIP1 mAb against human RAB11FIP1 (AA: 130-271) recombinant protein. (Expected MW is 41.7 kDa)



Immunohistochemistry-Paraffin: FIP1/RCP Antibody (1A12B9D8) [NBP2-52546] - Analysis of paraffin-embedded cervical cancer tissues using RAB11FIP1 mouse mAb with DAB staining.



ELISA: FIP1/RCP Antibody (1A12B9D8) [NBP2-52546] - Black line: Control Antigen (100 ng); Purple line: Antigen(10ng); Blue line: Antigen (50 ng); Red line: Antigen (100 ng).





### **Novus Biologicals USA**

10730 E. Briarwood Avenue  
Centennial, CO 80112  
USA  
Phone: 303.730.1950  
Toll Free: 1.888.506.6887  
Fax: 303.730.1966  
nb-customerservice@bio-techne.com

### **Bio-Techne Canada**

21 Canmotor Ave  
Toronto, ON M8Z 4E6  
Canada  
Phone: 905.827.6400  
Toll Free: 855.668.8722  
Fax: 905.827.6402  
canada.inquires@bio-techne.com

### **Bio-Techne Ltd**

19 Barton Lane  
Abingdon Science Park  
Abingdon, OX14 3NB, United Kingdom  
Phone: (44) (0) 1235 529449  
Free Phone: 0800 37 34 15  
Fax: (44) (0) 1235 533420  
info.EMEA@bio-techne.com

### **General Contact Information**

[www.novusbio.com](http://www.novusbio.com)  
Technical Support: nb-technical@bio-techne.com  
Orders: nb-customerservice@bio-techne.com  
General: novus@novusbio.com

### **Products Related to NBP2-52546**

---

HAF007	Goat anti-Mouse IgG Secondary Antibody [HRP]
NB720-B	Rabbit anti-Mouse IgG (H+L) Secondary Antibody [Biotin]
NBP1-97005-0.5mg	Mouse IgG1 Isotype Control (MG1)
H00080223-P01-10ug	Recombinant Human FIP1/RCP GST (N-Term) Protein

---

### **Limitations**

This product is for research use only and is not approved for use in humans or in clinical diagnosis. Primary Antibodies are guaranteed for 1 year from date of receipt.

For more information on our 100% guarantee, please visit [www.novusbio.com/guarantee](http://www.novusbio.com/guarantee)

Earn gift cards/discounts by submitting a review: [www.novusbio.com/reviews/submit/NBP2-52546](http://www.novusbio.com/reviews/submit/NBP2-52546)

Earn gift cards/discounts by submitting a publication using this product:  
[www.novusbio.com/publications](http://www.novusbio.com/publications)

