

Product Datasheet

GFPT1 Antibody (1F1B9) - BSA Free NBP2-52474

Unit Size: 0.1 mg

Store at 4C short term. Aliquot and store at -20C long term. Avoid freeze-thaw cycles.

www.novusbio.com



technical@novusbio.com

Protocols, Publications, Related Products, Reviews, Research Tools and Images at:
www.novusbio.com/NBP2-52474

Updated 4/15/2024 v.20.1

Earn rewards for product
reviews and publications.

Submit a publication at www.novusbio.com/publications

Submit a review at www.novusbio.com/reviews/destination/NBP2-52474



NBP2-52474

GFPT1 Antibody (1F1B9) - BSA Free

Product Information

Unit Size	0.1 mg
Concentration	1 mg/ml
Storage	Store at 4C short term. Aliquot and store at -20C long term. Avoid freeze-thaw cycles.
Clonality	Monoclonal
Clone	1F1B9
Preservative	0.05% Sodium Azide
Isotype	IgG1
Purity	Protein G purified
Buffer	PBS
Target Molecular Weight	78.8 kDa

Product Description

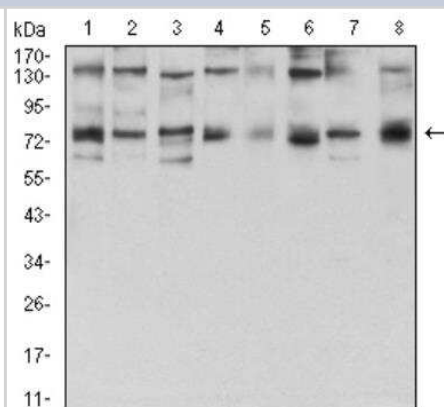
Host	Mouse
Gene Symbol	GFPT1
Species	Human, Rat, Monkey
Immunogen	Purified recombinant fragment of human GFPT1 (AA: 536-681) expressed in E. Coli.

Product Application Details

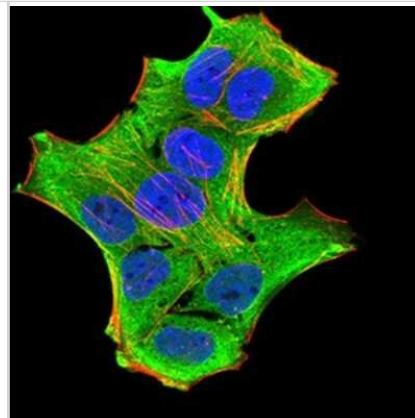
Applications	Western Blot, ELISA, Flow Cytometry, Immunocytochemistry/ Immunofluorescence, CyTOF-ready
Recommended Dilutions	Western Blot 1:500-1:2000, Flow Cytometry 1:200-1:400, ELISA 1:10000, Immunocytochemistry/ Immunofluorescence 1:200-1:1000, CyTOF-ready
Application Notes	This antibody is Cytof ready.

Images

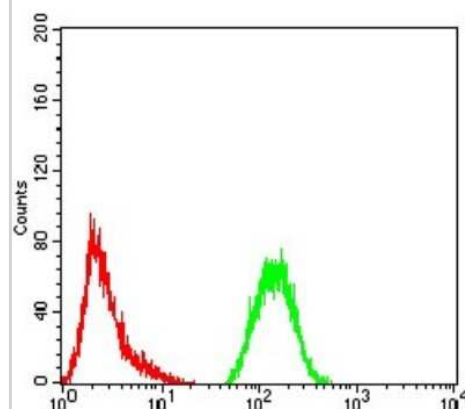
Western Blot: GFPT1 Antibody (1F1B9) [NBP2-52474] - Analysis using GFPT1 mouse mAb against Hela (1), HepG2 (2), HEK293 (3), BEL-7402 (4), SMMC-7721 (5), SK-MES-1 (6), C6 (7), and COS7 (8) cell lysate.



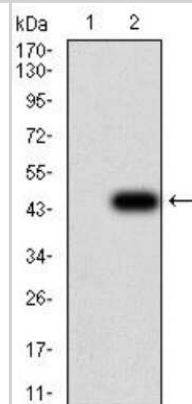
Immunocytochemistry/Immunofluorescence: GFPT1 Antibody (1F1B9) [NBP2-52474] - Immunofluorescence analysis of Hela cells using GFPT1 mouse mAb (green). Blue: DRAQ5 fluorescent DNA dye. Red: Actin filaments have been labeled with Alexa Fluor- 555 phalloidin.



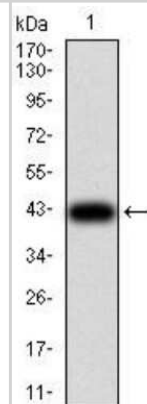
Flow Cytometry: GFPT1 Antibody (1F1B9) [NBP2-52474] - Flow cytometric analysis of Hela cells using GFPT1 mouse mAb (green) and negative control (red).



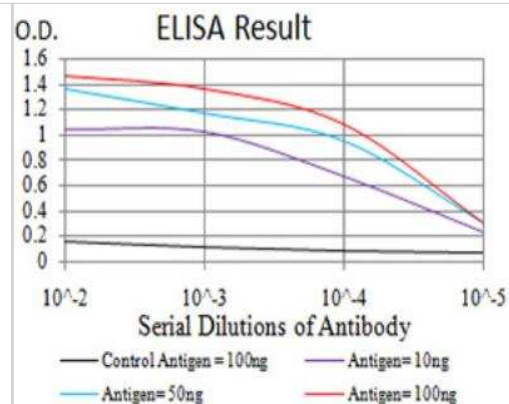
Western Blot: GFPT1 Antibody (1F1B9) [NBP2-52474] - Analysis using GFPT1 mAb against HEK293 (1) and GFPT1 (AA: 536-681)-hlgGfC transfected HEK293 (2) cell lysate.



Western Blot: GFPT1 Antibody (1F1B9) [NBP2-52474] - Western blot analysis using GFPT1 mAb against human GFPT1 (AA: 536-681) recombinant protein. (Expected MW is 42.3 kDa)



ELISA: GFPT1 Antibody (1F1B9) [NBP2-52474] - Black line: Control Antigen (100 ng); Purple line: Antigen (10ng); Blue line: Antigen (50 ng); Red line:Antigen (100 ng).





Novus Biologicals USA

10730 E. Briarwood Avenue
Centennial, CO 80112
USA
Phone: 303.730.1950
Toll Free: 1.888.506.6887
Fax: 303.730.1966
nb-customerservice@bio-techne.com

Bio-Techne Canada

21 Canmotor Ave
Toronto, ON M8Z 4E6
Canada
Phone: 905.827.6400
Toll Free: 855.668.8722
Fax: 905.827.6402
canada.inquires@bio-techne.com

Bio-Techne Ltd

19 Barton Lane
Abingdon Science Park
Abingdon, OX14 3NB, United Kingdom
Phone: (44) (0) 1235 529449
Free Phone: 0800 37 34 15
Fax: (44) (0) 1235 533420
info.EMEA@bio-techne.com

General Contact Information

www.novusbio.com
Technical Support: nb-technical@bio-techne.com
Orders: nb-customerservice@bio-techne.com
General: novus@novusbio.com

Products Related to NBP2-52474

HAF007	Goat anti-Mouse IgG Secondary Antibody [HRP]
NB720-B	Rabbit anti-Mouse IgG (H+L) Secondary Antibody [Biotin]
NBP1-97005-0.5mg	Mouse IgG1 Isotype Control (MG1)
NBP2-51789-0.1mg	Recombinant Human GFPT1 His Protein

Limitations

This product is for research use only and is not approved for use in humans or in clinical diagnosis. Primary Antibodies are guaranteed for 1 year from date of receipt.

For more information on our 100% guarantee, please visit www.novusbio.com/guarantee

Earn gift cards/discounts by submitting a review: www.novusbio.com/reviews/submit/NBP2-52474

Earn gift cards/discounts by submitting a publication using this product:
www.novusbio.com/publications

