

Product Datasheet

HP1 alpha Antibody (1B10B2) - BSA Free NBP2-52433

Unit Size: 0.1 mg

Store at 4C short term. Aliquot and store at -20C long term. Avoid freeze-thaw cycles.

www.novusbio.com



technical@novusbio.com

Protocols, Publications, Related Products, Reviews, Research Tools and Images at:
www.novusbio.com/NBP2-52433

Updated 9/9/2025 v.20.1

Earn rewards for product
reviews and publications.

Submit a publication at www.novusbio.com/publications

Submit a review at www.novusbio.com/reviews/destination/NBP2-52433



NBP2-52433

HP1 alpha Antibody (1B10B2) - BSA Free

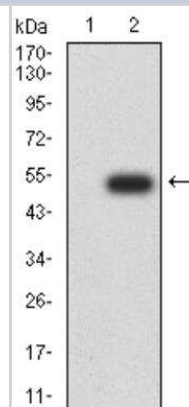
Product Information	
Unit Size	0.1 mg
Concentration	1 mg/ml
Storage	Store at 4C short term. Aliquot and store at -20C long term. Avoid freeze-thaw cycles.
Clonality	Monoclonal
Clone	1B10B2
Preservative	0.05% Sodium Azide
Isotype	IgG1
Purity	Protein G purified
Buffer	PBS
Target Molecular Weight	22.2 kDa

Product Description	
Description	Novus Biologicals Mouse HP1 alpha Antibody (1B10B2) - BSA Free (NBP2-52433) is a monoclonal antibody validated for use in IHC, WB, ELISA and ICC/IF. All Novus Biologicals antibodies are covered by our 100% guarantee.
Host	Mouse
Gene ID	23468
Gene Symbol	CBX5
Species	Human, Mouse
Immunogen	Purified recombinant fragment of human HP1 alpha (AA: 1-191) expressed in E. Coli.

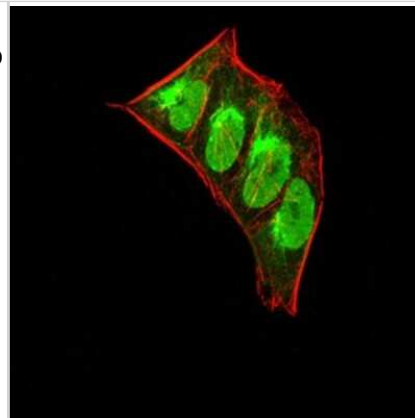
Product Application Details	
Applications	Western Blot, Immunohistochemistry-Paraffin, ELISA, Immunocytochemistry/Immunofluorescence, Immunohistochemistry, CyTOF-ready
Recommended Dilutions	Western Blot 1:500-1:2000, ELISA 1:10000, Immunohistochemistry 1:200-1:1000, Immunocytochemistry/Immunofluorescence 1:200-1:1000, Immunohistochemistry-Paraffin 1:200-1:1000, CyTOF-ready
Application Notes	This antibody is Cytof ready.

Images

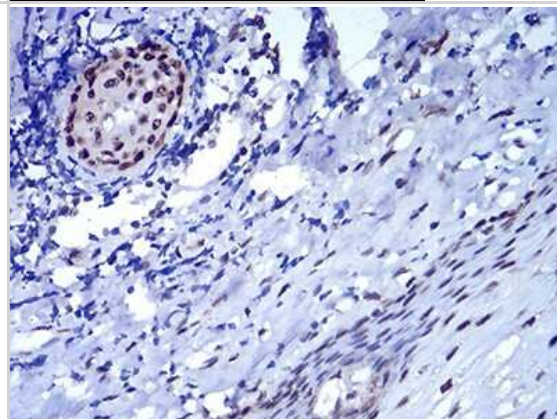
Western Blot: HP1 alpha Antibody (1B10B2) [NBP2-52433] - Analysis using CBX5 mAb against HEK293 (1) and CBX5 (AA: 1-191)-hlgGfc transfected HEK293 (2) cell lysate.



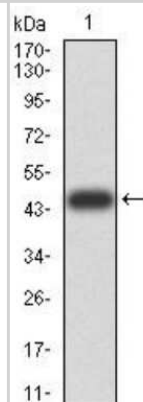
Immunocytochemistry/Immunofluorescence: HP1 alpha Antibody (1B10B2) [NBP2-52433] - Analysis of Hela cells using CBX5 mouse mAb (green). Blue: DRAQ5 fluorescent DNA dye. Red: Actin filaments have been labeled with Alexa Fluor- 555 phalloidin.



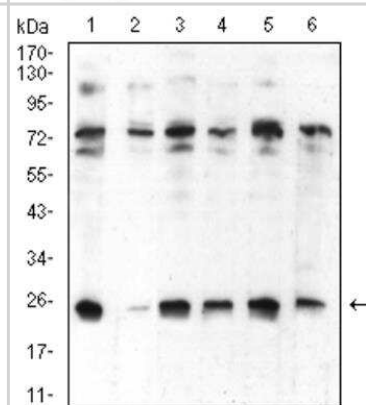
Immunohistochemistry: HP1 alpha Antibody (1B10B2) [NBP2-52433] - Analysis of paraffin-embedded esophagus tissues using CBX5 mouse mAb with DAB staining.



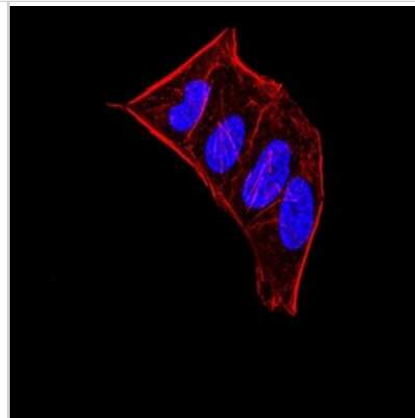
Western Blot: HP1 alpha Antibody (1B10B2) [NBP2-52433] - Analysis using CBX5 mAb against human CBX5 (AA: 1-191) recombinant protein. (Expected MW is 48.2 kDa)



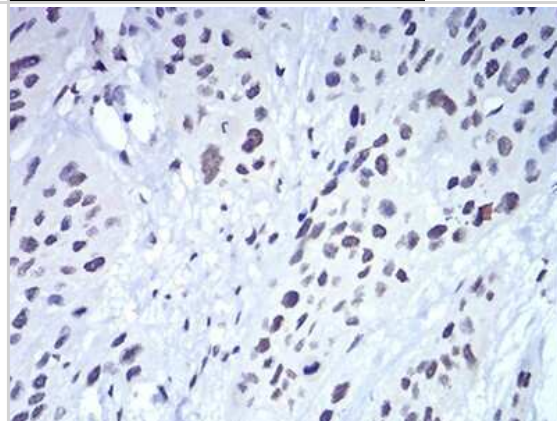
Western Blot: HP1 alpha Antibody (1B10B2) [NBP2-52433] - Analysis using CBX5 mouse mAb against Hela (1), NIH/3T3 (2), K562 (3), MCF-7 (4), Jurkat (5), and A431 (6) cell lysate.



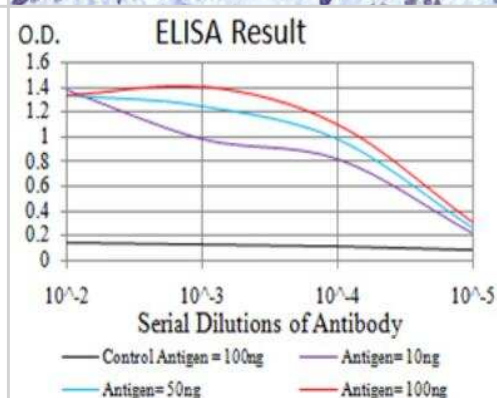
Immunocytochemistry/Immunofluorescence: HP1 alpha Antibody (1B10B2) [NBP2-52433] - Immunofluorescence analysis of Hela cells using CBX5 mouse mAb. Blue: DRAQ5 fluorescent DNA dye. Red: Actin filaments have been labeled with Alexa Fluor- 555 phalloidin.



Immunohistochemistry: HP1 alpha Antibody (1B10B2) [NBP2-52433] - Analysis of paraffin-embedded esophageal cancer tissues using CBX5 mouse mAb with DAB staining.



ELISA: HP1 alpha Antibody (1B10B2) [NBP2-52433] - Black line: Control Antigen (100 ng); Purple line: Antigen(10ng); Blue line: Antigen (50 ng); Red line: Antigen (100 ng).





Novus Biologicals USA

10730 E. Briarwood Avenue
Centennial, CO 80112
USA
Phone: 303.730.1950
Toll Free: 1.888.506.6887
Fax: 303.730.1966
nb-customerservice@bio-techne.com

Bio-Techne Canada

21 Canmotor Ave
Toronto, ON M8Z 4E6
Canada
Phone: 905.827.6400
Toll Free: 855.668.8722
Fax: 905.827.6402
canada.inquires@bio-techne.com

Bio-Techne Ltd

19 Barton Lane
Abingdon Science Park
Abingdon, OX14 3NB, United Kingdom
Phone: (44) (0) 1235 529449
Free Phone: 0800 37 34 15
Fax: (44) (0) 1235 533420
info.EMEA@bio-techne.com

General Contact Information

www.novusbio.com
Technical Support: nb-technical@bio-techne.com
Orders: nb-customerservice@bio-techne.com
General: novus@novusbio.com

Products Related to NBP2-52433

HAF007	Goat anti-Mouse IgG Secondary Antibody [HRP]
NB720-B	Rabbit anti-Mouse IgG (H+L) Secondary Antibody [Biotin]
NBP1-97005-0.5mg	Mouse IgG1 Isotype Control (MG1)
NB100-2518PEP	HP1 alpha Antibody Blocking Peptide

Limitations

This product is for research use only and is not approved for use in humans or in clinical diagnosis. Primary Antibodies are guaranteed for 1 year from date of receipt.

For more information on our 100% guarantee, please visit www.novusbio.com/guarantee

Earn gift cards/discounts by submitting a review: www.novusbio.com/reviews/submit/NBP2-52433

Earn gift cards/discounts by submitting a publication using this product:
www.novusbio.com/publications

