

# Product Datasheet

## **BMP-4 Antibody (3C11C7) - BSA Free NBP2-52424**

Unit Size: 0.1 mg

Store at 4C short term. Aliquot and store at -20C long term. Avoid freeze-thaw cycles.

[www.novusbio.com](http://www.novusbio.com)



[technical@novusbio.com](mailto:technical@novusbio.com)

### **Publications: 2**

Protocols, Publications, Related Products, Reviews, Research Tools and Images at:  
[www.novusbio.com/NBP2-52424](http://www.novusbio.com/NBP2-52424)

Updated 4/15/2024 v.20.1

**Earn rewards for product  
reviews and publications.**

Submit a publication at [www.novusbio.com/publications](http://www.novusbio.com/publications)

Submit a review at [www.novusbio.com/reviews/destination/NBP2-52424](http://www.novusbio.com/reviews/destination/NBP2-52424)



**NBP2-52424**

BMP-4 Antibody (3C11C7) - BSA Free

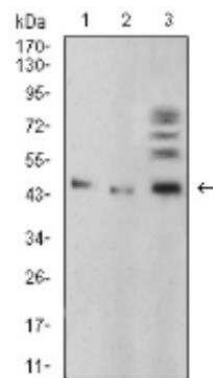
Product Information	
Unit Size	0.1 mg
Concentration	1 mg/ml
Storage	Store at 4C short term. Aliquot and store at -20C long term. Avoid freeze-thaw cycles.
Clonality	Monoclonal
Clone	3C11C7
Preservative	0.05% Sodium Azide
Isotype	IgG1
Purity	Protein G purified
Buffer	PBS
Target Molecular Weight	46.5 kDa

Product Description	
Host	Mouse
Gene Symbol	BMP4
Species	Human, Rat
Immunogen	Purified recombinant fragment of human BMP-4 (AA: 277-408) expressed in E. Coli.

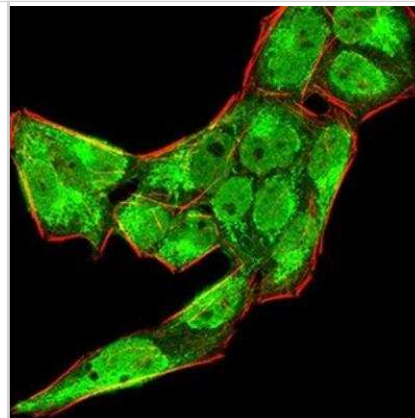
Product Application Details	
Applications	Western Blot, ELISA, Flow Cytometry, Immunocytochemistry/ Immunofluorescence, Immunohistochemistry, Immunohistochemistry-Paraffin, CyTOF-ready
Recommended Dilutions	Western Blot 1:500-1:2000, Flow Cytometry 1:200-1:400, ELISA 1:10000, Immunohistochemistry, Immunocytochemistry/ Immunofluorescence 1:100 - 1:500, Immunohistochemistry-Paraffin, CyTOF-ready
Application Notes	This antibody is Cytof ready. IHC reported in scientific literature (PMID: 29306659).

**Images**

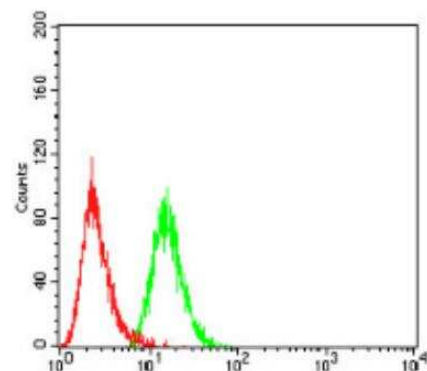
Western Blot: BMP-4 Antibody (3C11C7) [NBP2-52424] - Analysis using BMP4 mouse mAb against A549 (1), HepG2 (2), and C6 (3) cell lysate.



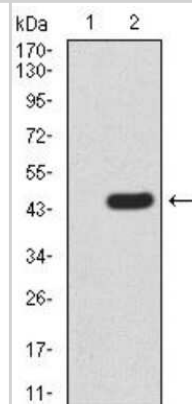
Immunocytochemistry/Immunofluorescence: BMP-4 Antibody (3C11C7) [NBP2-52424] - Analysis of Hela cells using BMP4 mouse mAb (green). Red: Actin filaments have been labeled with Alexa Fluor- 555 phalloidin.



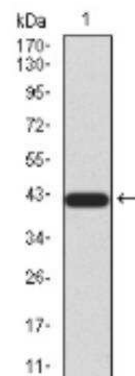
Flow Cytometry: BMP-4 Antibody (3C11C7) [NBP2-52424] - Flow cytometric analysis of Hela cells using BMP4 mouse mAb (green) and negative control (red).



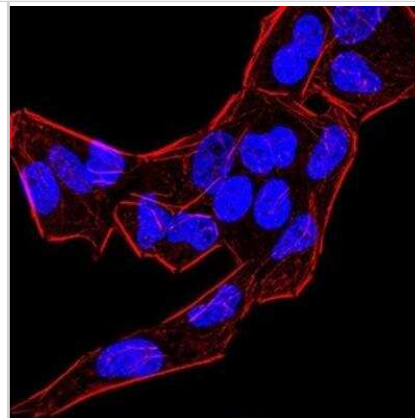
Western Blot: BMP-4 Antibody (3C11C7) [NBP2-52424] - Analysis using BMP4 mAb against HEK293 (1) and BMP4 (AA: 277-408)-hIgGFc transfected HEK293 (2) cell lysate.



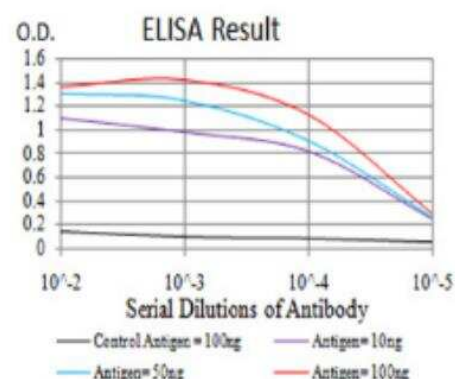
Western Blot: BMP-4 Antibody (3C11C7) [NBP2-52424] - Analysis using BMP4 mAb against human BMP4 recombinant protein. (Expected MW is 41 kDa)



Immunocytochemistry/Immunofluorescence: BMP-4 Antibody (3C11C7) [NBP2-52424] - Immunofluorescence analysis of Hela cells using BMP4 mouse mAb. Blue: DRAQ5 fluorescent DNA dye. Red: Actin filaments have been labeled with Alexa Fluor- 555 phalloidin.



ELISA: BMP-4 Antibody (3C11C7) [NBP2-52424] - Black line: Control Antigen (100 ng); Purple line: Antigen(10ng); Blue line: Antigen (50 ng); Red line: Antigen (100 ng);



## Publications

Scimeca M, Bonfiglio R, Menichini E, et al. Microcalcifications Drive Breast Cancer Occurrence and Development by Macrophage-Mediated Epithelial to Mesenchymal Transition Int J Mol Sci 2019-11-11 [PMID: 31718020] (IHC-P, Human)

Scimeca M, Antonacci C, Toschi N et al. Breast Osteoblast-like cells a reliable early marker for bone metastases from breast cancer. Clinical Breast Cancer 2017-12-05 [PMID: 29306659] (Human)



### **Novus Biologicals USA**

10730 E. Briarwood Avenue  
Centennial, CO 80112  
USA  
Phone: 303.730.1950  
Toll Free: 1.888.506.6887  
Fax: 303.730.1966  
nb-customerservice@bio-techne.com

### **Bio-Techne Canada**

21 Canmotor Ave  
Toronto, ON M8Z 4E6  
Canada  
Phone: 905.827.6400  
Toll Free: 855.668.8722  
Fax: 905.827.6402  
canada.inquires@bio-techne.com

### **Bio-Techne Ltd**

19 Barton Lane  
Abingdon Science Park  
Abingdon, OX14 3NB, United Kingdom  
Phone: (44) (0) 1235 529449  
Free Phone: 0800 37 34 15  
Fax: (44) (0) 1235 533420  
info.EMEA@bio-techne.com

### **General Contact Information**

[www.novusbio.com](http://www.novusbio.com)  
Technical Support: nb-technical@bio-techne.com  
Orders: nb-customerservice@bio-techne.com  
General: novus@novusbio.com

### **Products Related to NBP2-52424**

---

HAF007	Goat anti-Mouse IgG Secondary Antibody [HRP]
NB720-B	Rabbit anti-Mouse IgG (H+L) Secondary Antibody [Biotin]
NBP1-97005-0.5mg	Mouse IgG1 Isotype Control (MG1)
NBP2-34931-10ug	Recombinant Human BMP-4 Protein

---

### **Limitations**

This product is for research use only and is not approved for use in humans or in clinical diagnosis. Primary Antibodies are guaranteed for 1 year from date of receipt.

For more information on our 100% guarantee, please visit [www.novusbio.com/guarantee](http://www.novusbio.com/guarantee)

Earn gift cards/discounts by submitting a review: [www.novusbio.com/reviews/submit/NBP2-52424](http://www.novusbio.com/reviews/submit/NBP2-52424)

Earn gift cards/discounts by submitting a publication using this product:  
[www.novusbio.com/publications](http://www.novusbio.com/publications)

