

Product Datasheet

Nicotinamide N-Methyltransferase/NNMT Antibody (AT11G11) - BSA Free NBP2-50581

Unit Size: 100 ul

Store at 4C short term. Aliquot and store at -20C long term. Avoid freeze-thaw cycles.

www.novusbio.com



technical@novusbio.com

Protocols, Publications, Related Products, Reviews, Research Tools and Images at:
www.novusbio.com/NBP2-50581

Updated 4/3/2022 v.20.1

Earn rewards for product
reviews and publications.

Submit a publication at www.novusbio.com/publications

Submit a review at www.novusbio.com/reviews/destination/NBP2-50581



NBP2-50581

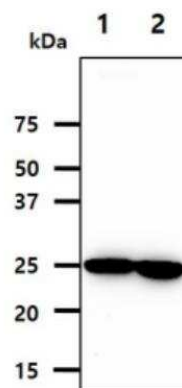
Nicotinamide N-Methyltransferase/NNMT Antibody (AT11G11) - BSA Free

Product Information	
Unit Size	100 ul
Concentration	1 mg/ml
Storage	Store at 4C short term. Aliquot and store at -20C long term. Avoid freeze-thaw cycles.
Clonality	Monoclonal
Clone	AT11G11
Preservative	0.02% Sodium Azide
Isotype	IgG2a Kappa
Purity	Protein A purified
Buffer	PBS (pH 7.4), 10% Glycerol
Product Description	
Host	Mouse
Gene ID	4837
Gene Symbol	NNMT
Species	Human
Immunogen	Recombinant human Nicotinamide N-Methyltransferase/NNMT (1-264aa) purified from E. coli
Product Application Details	
Applications	Western Blot, ELISA, Flow Cytometry, Immunocytochemistry/Immunofluorescence
Recommended Dilutions	Western Blot 1:1000, Flow Cytometry 2-5ug, ELISA, Immunocytochemistry/Immunofluorescence 1:100

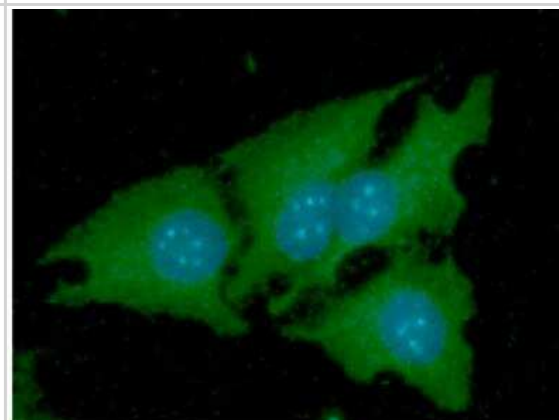


Images

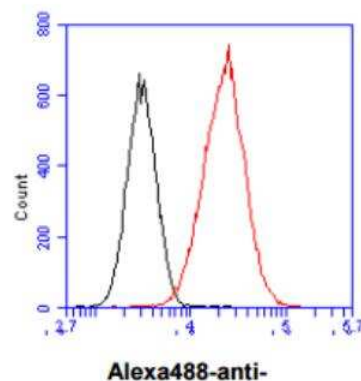
Western Blot: Nicotinamide N-Methyltransferase/NNMT Antibody (AT11G11) [NBP2-50581] - The cell lysates (40ug) were resolved by SDS-PAGE, transferred to PVDF membrane and probed with anti-human NNMT antibody (1:1000). Proteins were visualized using a goat anti-mouse secondary antibody conjugated to HRP and an ECL detection system. Lane 1.: HeLa cell lysate Lane 2.: A549 cell lysate



Immunocytochemistry/Immunofluorescence: Nicotinamide N-Methyltransferase/NNMT Antibody (AT11G11) [NBP2-50581] - ICC/IF analysis of NNMT in HeLa cells line, stained with DAPI (Blue) for nucleus staining and monoclonal anti-human NNMT antibody (1:100) with goat anti-mouse IgG-Alexa fluor 488 conjugate (Green).



Flow Cytometry: Nicotinamide N-Methyltransferase/NNMT Antibody (AT11G11) [NBP2-50581] - Flow cytometry analysis of NNMT in HeLa cell line, staining at 2-5ug for 1x10⁶ cells (red line). The secondary antibody used goat anti-mouse IgG Alexa fluor 488 conjugate. Isotype control antibody was mouse IgG (black line).





Novus Biologicals USA

10730 E. Briarwood Avenue
Centennial, CO 80112
USA
Phone: 303.730.1950
Toll Free: 1.888.506.6887
Fax: 303.730.1966
novus@novusbio.com

Bio-Techne Canada

21 Canmotor Ave
Toronto, ON M8Z 4E6
Canada
Phone: 905.827.6400
Toll Free: 855.668.8722
Fax: 905.827.6402
canada.inquires@bio-techne.com

Bio-Techne Ltd

19 Barton Lane
Abingdon Science Park
Abingdon, OX14 3NB, United Kingdom
Phone: (44) (0) 1235 529449
Free Phone: 0800 37 34 15
Fax: (44) (0) 1235 533420
info.EMEA@bio-techne.com

General Contact Information

www.novusbio.com
Technical Support: technical@novusbio.com
Orders: orders@novusbio.com
General: novus@novusbio.com

Products Related to NBP2-50581

HAF007	Goat anti-Mouse IgG Secondary Antibody [HRP]
NB720-B	Rabbit anti-Mouse IgG (H+L) Secondary Antibody [Biotin]
NBP1-96981-0.5mg	Mouse IgG2a Kappa Isotype Control (M2AK)
NBP2-59656-20ug	Recombinant Mouse Nicotinamide N-Methyltransferase/NNMT His Protein

Limitations

This product is for research use only and is not approved for use in humans or in clinical diagnosis. Primary Antibodies are guaranteed for 1 year from date of receipt.

For more information on our 100% guarantee, please visit www.novusbio.com/guarantee

Earn gift cards/discounts by submitting a review: www.novusbio.com/reviews/submit/NBP2-50581

Earn gift cards/discounts by submitting a publication using this product:
www.novusbio.com/publications

