

Product Datasheet

CYP51A1 Antibody (N6-P2H5*G8) - BSA Free NBP2-50216

Unit Size: 0.1 ml

Store at 4C short term. Aliquot and store at -20C long term. Avoid freeze-thaw cycles.

www.novusbio.com



technical@novusbio.com

Protocols, Publications, Related Products, Reviews, Research Tools and Images at:
www.novusbio.com/NBP2-50216

Updated 6/26/2023 v.20.1

Earn rewards for product
reviews and publications.

Submit a publication at www.novusbio.com/publications

Submit a review at www.novusbio.com/reviews/destination/NBP2-50216



NBP2-50216

CYP51A1 Antibody (N6-P2H5*G8) - BSA Free

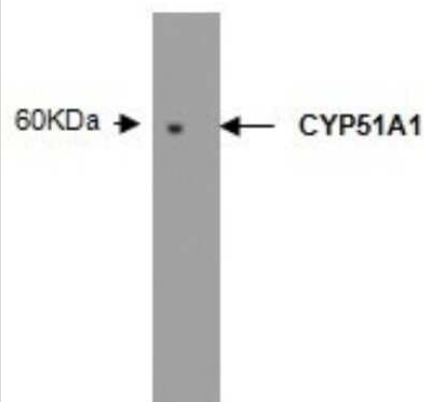
Product Information	
Unit Size	0.1 ml
Concentration	1 mg/ml
Storage	Store at 4C short term. Aliquot and store at -20C long term. Avoid freeze-thaw cycles.
Clonality	Monoclonal
Clone	N6-P2H5*G8
Preservative	0.02% Sodium Azide
Isotype	IgG1 Kappa
Purity	Protein A purified
Buffer	PBS

Product Description	
Host	Mouse
Gene ID	1595
Gene Symbol	CYP51A1
Species	Human
Immunogen	Ovalbumin-conjugated synthetic peptide NPVIRYKRRS (C-terminal sequence).

Product Application Details	
Applications	Western Blot, ELISA, Immunohistochemistry
Recommended Dilutions	Western Blot 1:100 - 1:2000, ELISA 1:100 - 1:2000, Immunohistochemistry 1:10 - 1:500
Application Notes	Positive control(s): WB - pooled human liver microsomes.

Images

Western Blot: CYP51A1 Antibody (N6-P2H5-G8) [NBP2-50216] - Shows detection of a 60 kDa band.



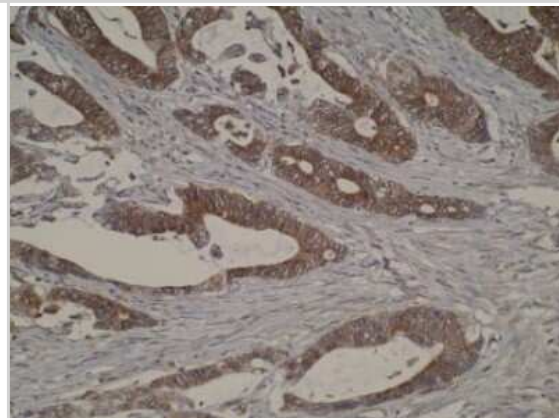
Immunohistochemistry: CYP51A1 Antibody (N6-P2H5-G8) [NBP2-50216] - Staining of CYP51A1 in liver tissue.



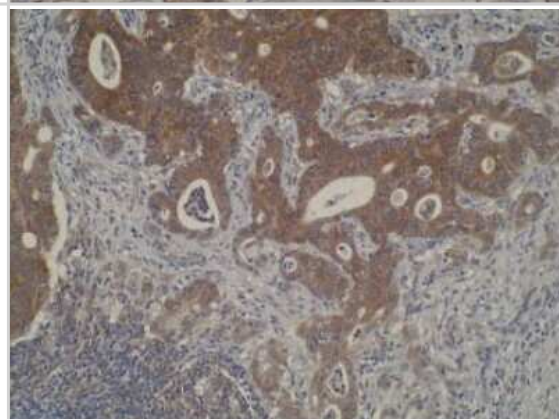
Immunohistochemistry: CYP51A1 Antibody (N6-P2H5-G8) [NBP2-50216] - Photomicrograph of normal tissue.



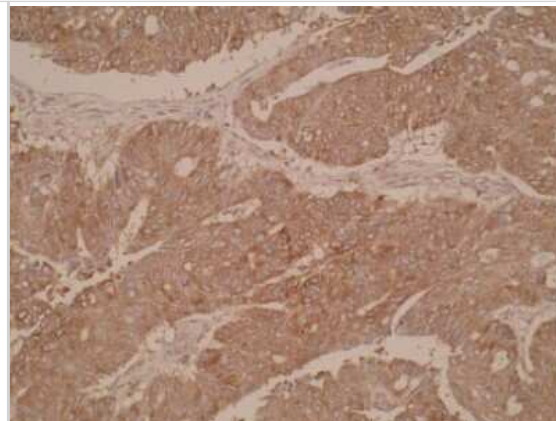
Immunohistochemistry: CYP51A1 Antibody (N6-P2H5-G8) [NBP2-50216] - Photomicrograph of primary tumour.



Immunohistochemistry: CYP51A1 Antibody (N6-P2H5/G8) [NBP2-50216] - Photomicrograph of metastatic tissue IHC using N6-P2H5*G8



Immunohistochemistry: CYP51A1 Antibody (N6-P2H5-G8) [NBP2-50216] - Staining of colon tissue.





Novus Biologicals USA

10730 E. Briarwood Avenue
Centennial, CO 80112
USA

Phone: 303.730.1950
Toll Free: 1.888.506.6887
Fax: 303.730.1966
novus@novusbio.com

Bio-Techne Canada

21 Canmotor Ave
Toronto, ON M8Z 4E6
Canada

Phone: 905.827.6400
Toll Free: 855.668.8722
Fax: 905.827.6402
canada.inquires@bio-techne.com

Bio-Techne Ltd

19 Barton Lane
Abingdon Science Park
Abingdon, OX14 3NB, United Kingdom

Phone: (44) (0) 1235 529449
Free Phone: 0800 37 34 15
Fax: (44) (0) 1235 533420
info.EMEA@bio-techne.com

General Contact Information

www.novusbio.com
Technical Support: technical@novusbio.com
Orders: orders@novusbio.com
General: novus@novusbio.com

Products Related to NBP2-50216

HAF007	Goat anti-Mouse IgG Secondary Antibody [HRP]
NB720-B	Rabbit anti-Mouse IgG (H+L) Secondary Antibody [Biotin]
NBP1-43319-0.5mg	Mouse IgG1 Kappa Isotype Control (P3.6.2.8.1)
H00001595-Q01-10ug	Recombinant Human CYP51A1 GST (N-Term) Protein

Limitations

This product is for research use only and is not approved for use in humans or in clinical diagnosis. Primary Antibodies are guaranteed for 1 year from date of receipt.

For more information on our 100% guarantee, please visit www.novusbio.com/guarantee

Earn gift cards/discounts by submitting a review: www.novusbio.com/reviews/submit/NBP2-50216

Earn gift cards/discounts by submitting a publication using this product:
www.novusbio.com/publications

