

Product Datasheet

Perilipin-2/ADFP Antibody - BSA Free NBP2-48532

Unit Size: 0.1 ml

Store at 4C short term. Aliquot and store at -20C long term. Avoid freeze-thaw cycles.

www.novusbio.com



technical@novusbio.com

Protocols, Publications, Related Products, Reviews, Research Tools and Images at:
www.novusbio.com/NBP2-48532

Updated 9/9/2025 v.20.1

Earn rewards for product
reviews and publications.

Submit a publication at www.novusbio.com/publications

Submit a review at www.novusbio.com/reviews/destination/NBP2-48532



NBP2-48532

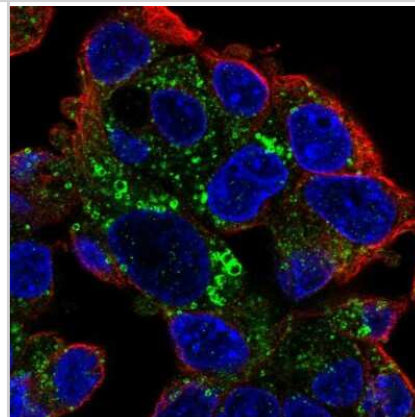
Perilipin-2/ADFP Antibody - BSA Free

Product Information	
Unit Size	0.1 ml
Concentration	Concentrations vary lot to lot. See vial label for concentration. If unlisted please contact technical services.
Storage	Store at 4C short term. Aliquot and store at -20C long term. Avoid freeze-thaw cycles.
Clonality	Polyclonal
Preservative	0.02% Sodium Azide
Isotype	IgG
Purity	Immunogen affinity purified
Buffer	PBS (pH 7.2) and 40% Glycerol
Product Description	
Description	Novus Biologicals Rabbit Perilipin-2/ADFP Antibody - BSA Free (NBP2-48532) is a polyclonal antibody validated for use in IHC, WB and ICC/IF. All Novus Biologicals antibodies are covered by our 100% guarantee.
Host	Rabbit
Gene ID	123
Gene Symbol	PLIN2
Species	Human
Reactivity Notes	Rat (83%)
Immunogen	This antibody was developed against a recombinant protein corresponding to amino acids: ISQLHSTVHLIEFARKNVYSANQKIQDAQDKLYLSWVEWKRSIGYDDTDESHCA EHIESRTLAIARNLTQQLQTTCHTLLSNIQGVQPQNIQDQAKHMGVMAGDIYSVF RNAASFKEVSDSLLTSSKGQ
Product Application Details	
Applications	Western Blot, Immunohistochemistry-Paraffin, Immunocytochemistry/Immunofluorescence, Immunohistochemistry
Recommended Dilutions	Western Blot 0.04-0.4 µg/ml, Immunohistochemistry 1:50 - 1:200, Immunocytochemistry/ Immunofluorescence 0.25-2 ug/ml, Immunohistochemistry-Paraffin 1:50-1:200
Application Notes	For IHC-Paraffin, HIER pH 6 retrieval is recommended. ICC/IF, Fixation Permeabilization: Use PFA/Triton X-100.

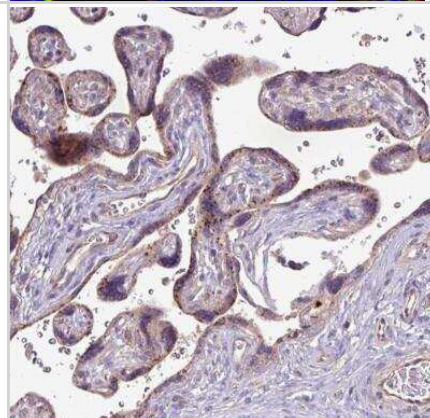


Images

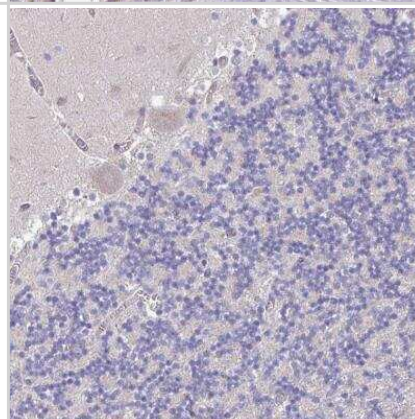
Immunocytochemistry/Immunofluorescence: Perilipin-2/ADFP Antibody [NBP2-48532] - Staining of human cell line Hep G2 shows localization to lipid droplets. Antibody staining is shown in green.



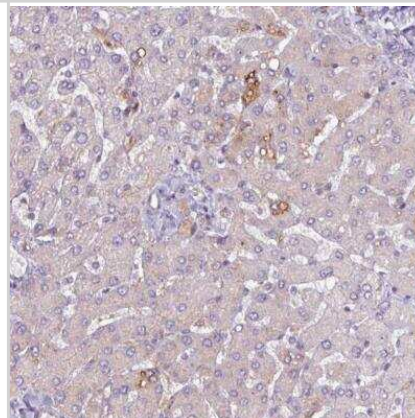
Immunohistochemistry-Paraffin: Perilipin-2/ADFP Antibody [NBP2-48532] - Staining of human placenta shows moderate granular cytoplasmic positivity in trophoblastic cells.



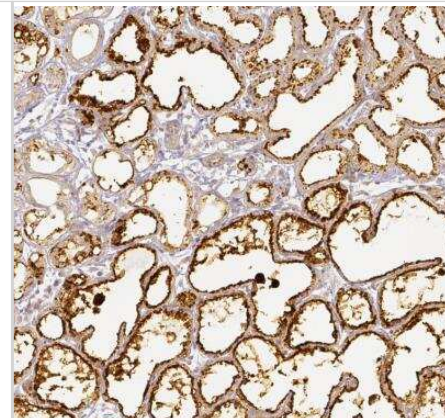
Immunohistochemistry-Paraffin: Perilipin-2/ADFP Antibody [NBP2-48532] - Staining of human cerebellum shows no positivity in neurons as expected.



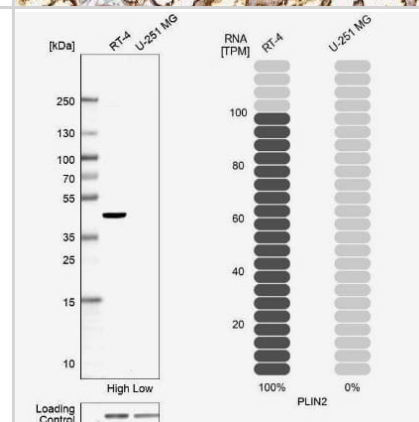
Immunohistochemistry-Paraffin: Perilipin-2/ADFP Antibody [NBP2-48532] - Staining of human liver shows moderate cytoplasmic positivity in hepatocytes.



Immunohistochemistry-Paraffin: Perilipin-2/ADFP Antibody [NBP2-48532] - Staining of human lactating breast shows strong positivity in glandular cells.



Western Blot-Perilipin-2/ADFP Antibody [NBP2-48532] -Analysis in human cell lines RT-4 and U-251MG using Anti-PLIN2 antibody. Corresponding PLIN2 RNA-seq data are presented for the same cell lines.





Novus Biologicals USA

10730 E. Briarwood Avenue
Centennial, CO 80112
USA
Phone: 303.730.1950
Toll Free: 1.888.506.6887
Fax: 303.730.1966
nb-customerservice@bio-techne.com

Bio-Techne Canada

21 Canmotor Ave
Toronto, ON M8Z 4E6
Canada
Phone: 905.827.6400
Toll Free: 855.668.8722
Fax: 905.827.6402
canada.inquires@bio-techne.com

Bio-Techne Ltd

19 Barton Lane
Abingdon Science Park
Abingdon, OX14 3NB, United Kingdom
Phone: (44) (0) 1235 529449
Free Phone: 0800 37 34 15
Fax: (44) (0) 1235 533420
info.EMEA@bio-techne.com

General Contact Information

www.novusbio.com
Technical Support: nb-technical@bio-techne.com
Orders: nb-customerservice@bio-techne.com
General: novus@novusbio.com

Products Related to NBP2-48532

NBP2-48532PEP	Perilipin-2/ADFP Recombinant Protein Antigen
HAF008	Goat anti-Rabbit IgG Secondary Antibody [HRP]
NB7160	Goat anti-Rabbit IgG (H+L) Secondary Antibody [HRP]
NBP2-24891	Rabbit IgG Isotype Control

Limitations

This product is for research use only and is not approved for use in humans or in clinical diagnosis. Primary Antibodies are guaranteed for 1 year from date of receipt.

For more information on our 100% guarantee, please visit www.novusbio.com/guarantee

Earn gift cards/discounts by submitting a review: www.novusbio.com/reviews/submit/NBP2-48532

Earn gift cards/discounts by submitting a publication using this product:
www.novusbio.com/publications

