

# Product Datasheet

## MFG-E8 Antibody (SPM291) - IHC-Prediluted NBP2-48260

Unit Size: 7 ml

Store at 4C.

[www.novusbio.com](http://www.novusbio.com)



[technical@novusbio.com](mailto:technical@novusbio.com)

Protocols, Publications, Related Products, Reviews, Research Tools and Images at:  
[www.novusbio.com/NBP2-48260](http://www.novusbio.com/NBP2-48260)

Updated 6/14/2023 v.20.1

Earn rewards for product  
reviews and publications.

Submit a publication at [www.novusbio.com/publications](http://www.novusbio.com/publications)

Submit a review at [www.novusbio.com/reviews/destination/NBP2-48260](http://www.novusbio.com/reviews/destination/NBP2-48260)



**NBP2-48260**

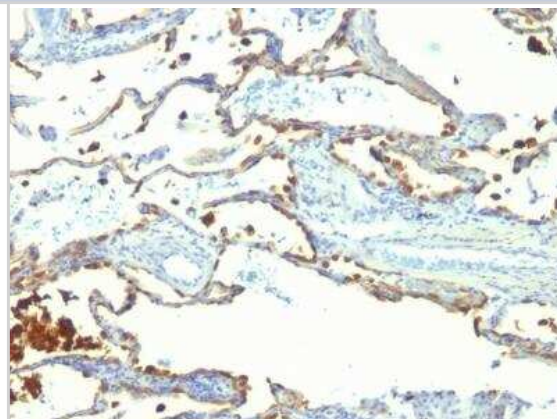
MFG-E8 Antibody (SPM291) - IHC-Prediluted

Product Information	
Unit Size	7 ml
Concentration	Please see the vial label for concentration. If unlisted please contact technical services.
Storage	Store at 4C.
Clonality	Monoclonal
Clone	SPM291
Preservative	0.05% Sodium Azide
Isotype	IgG1 Kappa
Purity	Protein A or G purified
Buffer	10 mM PBS with 0.05% BSA
Target Molecular Weight	45 kDa
Product Description	
Description	The prediluted antibody does not require any mixing, dilution, reconstitution, or titration; the antibody is ready-to-use and optimized for staining.
Host	Mouse
Gene ID	4240
Gene Symbol	MFGE8
Species	Human
Marker	Breast Epithelial Marker
Immunogen	Human milk fat globule membrane preparation (Uniprot: Q08431)
Product Application Details	
Applications	Immunohistochemistry, Immunohistochemistry-Paraffin
Recommended Dilutions	Immunohistochemistry, Immunohistochemistry-Paraffin
Application Notes	Hu-chromosome location: 15q25 Immunohistochemistry-Paraffin 0.5 - 1 ug/ml for 30 minutes at RT; Staining of formalin-fixed tissues requires boiling tissue sections in 10mM Citrate Buffer, pH 6.0, for 10 - 20 min followed by cooling at RT for 20 minutes. The 7mL size is a pre-diluted size and no additional dilutions are required before using this item for the intended application.

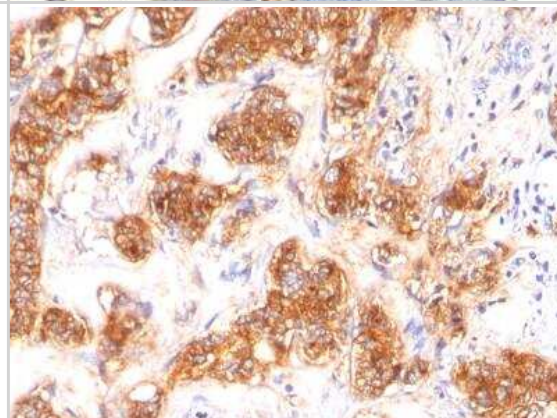


## Images

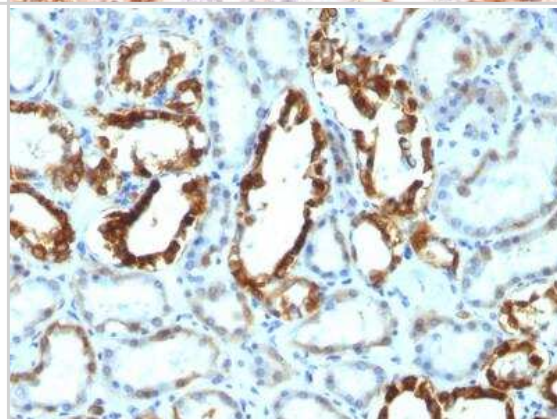
Immunohistochemistry-Paraffin: MFG-E8 Antibody (SPM291) - IHC-Prediluted [NBP2-48260] - Formalin-fixed, paraffin-embedded human Lung Carcinoma stained with Milk Fat Globule Monoclonal Antibody (SPM291).



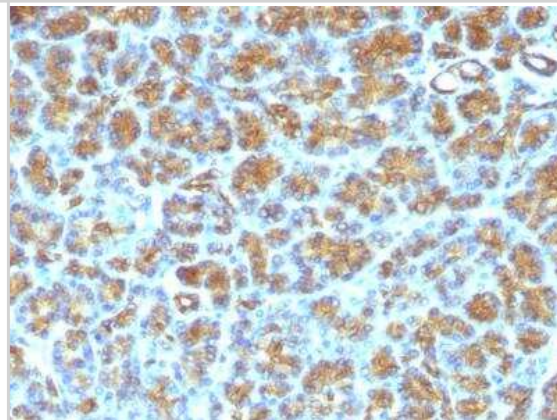
Immunohistochemistry-Paraffin: MFG-E8 Antibody (SPM291) - IHC-Prediluted [NBP2-48260] - Formalin-fixed, paraffin-embedded human Breast Carcinoma stained with Milk Fat Globule Monoclonal Antibody (SPM291).



Immunohistochemistry-Paraffin: MFG-E8 Antibody (SPM291) - IHC-Prediluted [NBP2-48260] - Formalin-fixed, paraffin-embedded human Renal Cell Carcinoma stained with Milk Fat Globule Monoclonal Antibody (SPM291).



Immunohistochemistry-Paraffin: MFG-E8 Antibody (SPM291) - IHC-Prediluted [NBP2-48260] - Formalin-fixed, paraffin-embedded human Pancreas stained with Milk Fat Globule Monoclonal Antibody (SPM291).





### **Novus Biologicals USA**

10730 E. Briarwood Avenue  
Centennial, CO 80112  
USA  
Phone: 303.730.1950  
Toll Free: 1.888.506.6887  
Fax: 303.730.1966  
novus@novusbio.com

### **Bio-Techne Canada**

21 Canmotor Ave  
Toronto, ON M8Z 4E6  
Canada  
Phone: 905.827.6400  
Toll Free: 855.668.8722  
Fax: 905.827.6402  
canada.inquires@bio-techne.com

### **Bio-Techne Ltd**

19 Barton Lane  
Abingdon Science Park  
Abingdon, OX14 3NB, United Kingdom  
Phone: (44) (0) 1235 529449  
Free Phone: 0800 37 34 15  
Fax: (44) (0) 1235 533420  
info.EMEA@bio-techne.com

### **General Contact Information**

www.novusbio.com  
Technical Support: technical@novusbio.com  
Orders: orders@novusbio.com  
General: novus@novusbio.com

### **Products Related to NBP2-48260**

---

HAF007	Goat anti-Mouse IgG Secondary Antibody [HRP]
NB720-B	Rabbit anti-Mouse IgG (H+L) Secondary Antibody [Biotin]
NBP1-43319-0.5mg	Mouse IgG1 Kappa Isotype Control (P3.6.2.8.1)
NBP2-59514-10ug	Recombinant Mouse MFG-E8 His Protein

---

### **Limitations**

This product is for research use only and is not approved for use in humans or in clinical diagnosis. Primary Antibodies are guaranteed for 1 year from date of receipt.

For more information on our 100% guarantee, please visit [www.novusbio.com/guarantee](http://www.novusbio.com/guarantee)

Earn gift cards/discounts by submitting a review: [www.novusbio.com/reviews/submit/NBP2-48260](http://www.novusbio.com/reviews/submit/NBP2-48260)

Earn gift cards/discounts by submitting a publication using this product:  
[www.novusbio.com/publications](http://www.novusbio.com/publications)

