

# Product Datasheet

## Cytokeratin 18 Antibody (Cocktail) - IHC-Prediluted NBP2-48076

Unit Size: 7 ml

Store at 4C.

[www.novusbio.com](http://www.novusbio.com)



[technical@novusbio.com](mailto:technical@novusbio.com)

Protocols, Publications, Related Products, Reviews, Research Tools and Images at:  
[www.novusbio.com/NBP2-48076](http://www.novusbio.com/NBP2-48076)

Updated 6/14/2023 v.20.1

Earn rewards for product  
reviews and publications.

Submit a publication at [www.novusbio.com/publications](http://www.novusbio.com/publications)

Submit a review at [www.novusbio.com/reviews/destination/NBP2-48076](http://www.novusbio.com/reviews/destination/NBP2-48076)

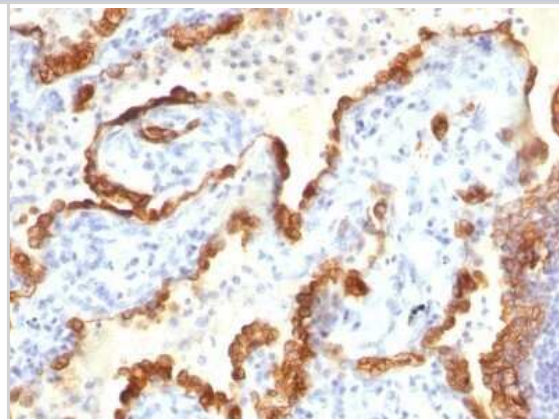


**NBP2-48076****Cytokeratin 18 Antibody (Cocktail) - IHC-Prediluted**

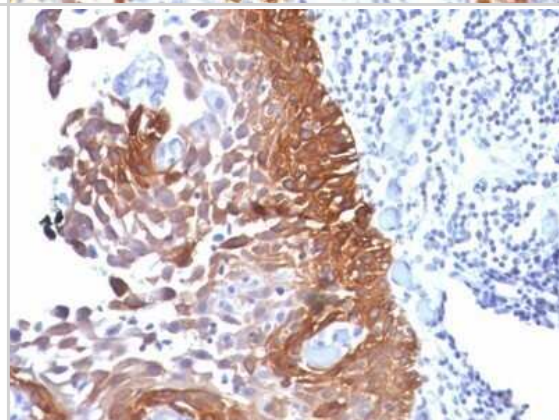
<b>Product Information</b>	
<b>Unit Size</b>	7 ml
<b>Concentration</b>	Please see the vial label for concentration. If unlisted please contact technical services.
<b>Storage</b>	Store at 4C.
<b>Clonality</b>	Monoclonal
<b>Clone</b>	Cocktail
<b>Preservative</b>	0.05% Sodium Azide
<b>Isotype</b>	IgG1 Kappa/IgG1 Kappa/IgG1 Kappa
<b>Purity</b>	Protein A or G purified
<b>Buffer</b>	10 mM PBS with 0.05% BSA
<b>Target Molecular Weight</b>	45 kDa
<b>Product Description</b>	
<b>Description</b>	The prediluted antibody does not require any mixing, dilution, reconstitution, or titration; the antibody is ready-to-use and optimized for staining.
<b>Host</b>	Mouse
<b>Gene ID</b>	3875
<b>Gene Symbol</b>	KRT18
<b>Species</b>	Human
<b>Specificity/Sensitivity</b>	This monoclonal antibody reacts with a wide variety of simple epithelia. It does not react with stratified squamous epithelia. It reacts with epithelial tumors of the gastrointestinal tract, lung, breast, pancreas, ovary, and thyroid. Cytokeratin 18, which belongs to the type A (acidic) subfamily of low molecular weight keratins, exists in combination with cytokeratin 8. It is reported that tissues from gastrointestinal tract are positive for both cytokeratin 8 and 18 but do not contain cytokeratin 14. Tissues from gastrointestinal tract, respiratory tract and urogenital tract, as well as endocrine and exocrine tissues and mesothelial cells are positive for cytokeratin 18.
<b>Immunogen</b>	Recombinant full-length human Cytokeratin 18 protein (Uniprot: P05783)
<b>Product Application Details</b>	
<b>Applications</b>	Immunohistochemistry, Immunohistochemistry-Paraffin
<b>Recommended Dilutions</b>	Immunohistochemistry, Immunohistochemistry-Paraffin
<b>Application Notes</b>	Immunohistochemistry (Formalin-fixed): 1-2ug/ml for 30 min at RT. Staining of formalin-fixed tissues requires heating tissue sections in 10mM Tris with 1mM EDTA, pH 9.0, for 45 min at 95C followed by cooling at RT for 20 minutes. Optimal dilution for a specific application should be determined.

**Images**

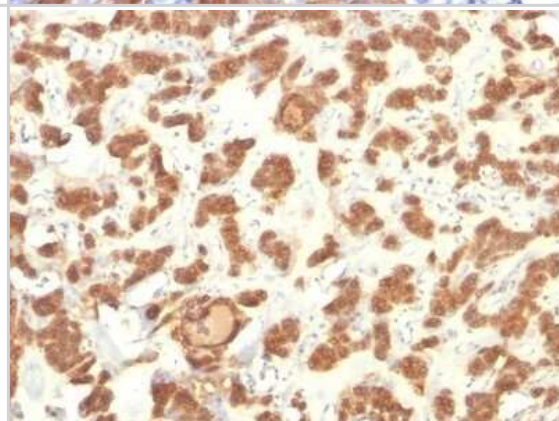
Immunohistochemistry-Paraffin: Cytokeratin 18 Antibody (Cocktail) - IHC-Prediluted [NBP2-48076] - Human Lung Carcinoma stained with Cytokeratin 18 Monoclonal Antibody (Cocktail).



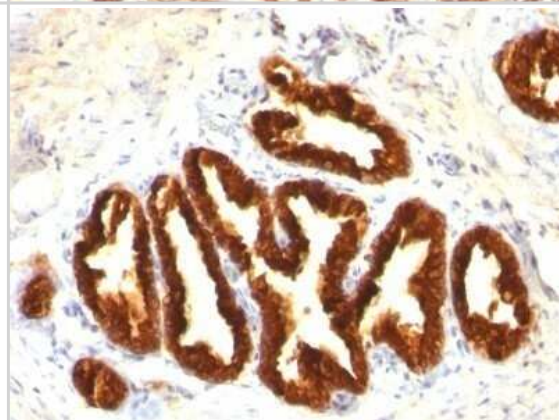
Immunohistochemistry-Paraffin: Cytokeratin 18 Antibody (Cocktail) - IHC-Prediluted [NBP2-48076] - Human Cervical Carcinoma stained with Cytokeratin 18 Monoclonal Antibody (Cocktail).



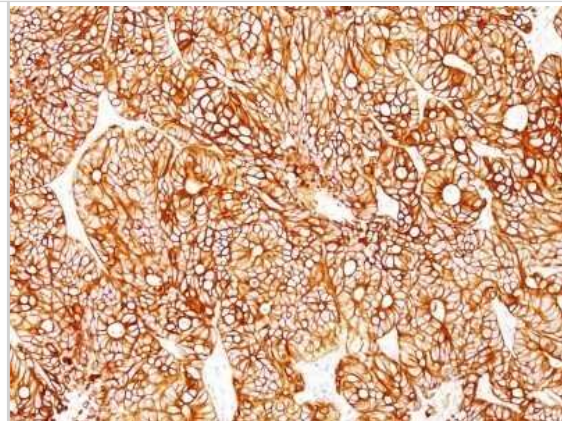
Immunohistochemistry-Paraffin: Cytokeratin 18 Antibody (Cocktail) - IHC-Prediluted [NBP2-48076] - Human Thyroid Carcinoma stained with Cytokeratin 18 Monoclonal Antibody (Cocktail).



Immunohistochemistry-Paraffin: Cytokeratin 18 Antibody (Cocktail) - IHC-Prediluted [NBP2-48076] - Human Prostate Carcinoma stained with Cytokeratin 18 Monoclonal Antibody (Cocktail).



Immunohistochemistry-Paraffin: Cytokeratin 18 Antibody (Cocktail) - IHC-Prediluted [NBP2-48076] - Human Colon Carcinoma stained with Cytokeratin 18 Monoclonal Antibody (Cocktail).





### **Novus Biologicals USA**

10730 E. Briarwood Avenue  
Centennial, CO 80112  
USA  
Phone: 303.730.1950  
Toll Free: 1.888.506.6887  
Fax: 303.730.1966  
nb-customerservice@bio-techne.com

### **Bio-Techne Canada**

21 Canmotor Ave  
Toronto, ON M8Z 4E6  
Canada  
Phone: 905.827.6400  
Toll Free: 855.668.8722  
Fax: 905.827.6402  
canada.inquires@bio-techne.com

### **Bio-Techne Ltd**

19 Barton Lane  
Abingdon Science Park  
Abingdon, OX14 3NB, United Kingdom  
Phone: (44) (0) 1235 529449  
Free Phone: 0800 37 34 15  
Fax: (44) (0) 1235 533420  
info.EMEA@bio-techne.com

### **General Contact Information**

www.novusbio.com  
Technical Support: nb-technical@bio-techne.com  
Orders: nb-customerservice@bio-techne.com  
General: novus@novusbio.com

### **Products Related to NBP2-48076**

---

HAF007	Goat anti-Mouse IgG Secondary Antibody [HRP]
NB720-B	Rabbit anti-Mouse IgG (H+L) Secondary Antibody [Biotin]
H00003875-P02-10ug	Recombinant Human Cytokeratin 18 GST (N-Term) Protein
294-HG-005	HGF [Unconjugated]

---

### **Limitations**

This product is for research use only and is not approved for use in humans or in clinical diagnosis. Primary Antibodies are guaranteed for 1 year from date of receipt.

For more information on our 100% guarantee, please visit [www.novusbio.com/guarantee](http://www.novusbio.com/guarantee)

Earn gift cards/discounts by submitting a review: [www.novusbio.com/reviews/submit/NBP2-48076](http://www.novusbio.com/reviews/submit/NBP2-48076)

Earn gift cards/discounts by submitting a publication using this product:  
[www.novusbio.com/publications](http://www.novusbio.com/publications)

