

# Product Datasheet

## Cytokeratin 18 Antibody (KRT18/1190) - Azide and BSA Free NBP2-47984-0.1mg

Unit Size: 0.1 mg

Store at -20 to -80C. Avoid freeze-thaw cycles.

[www.novusbio.com](http://www.novusbio.com)



[technical@novusbio.com](mailto:technical@novusbio.com)

Protocols, Publications, Related Products, Reviews, Research Tools and Images at:  
[www.novusbio.com/NBP2-47984](http://www.novusbio.com/NBP2-47984)

Updated 7/16/2024 v.20.1

Earn rewards for product reviews and publications.

Submit a publication at [www.novusbio.com/publications](http://www.novusbio.com/publications)

Submit a review at [www.novusbio.com/reviews/destination/NBP2-47984](http://www.novusbio.com/reviews/destination/NBP2-47984)



**NBP2-47984-0.1mg**

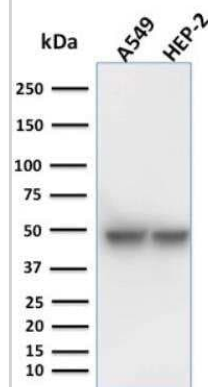
Cytokeratin 18 Antibody (KRT18/1190) - Azide and BSA Free

Product Information	
Unit Size	0.1 mg
Concentration	1.0 mg/ml
Storage	Store at -20 to -80C. Avoid freeze-thaw cycles.
Clonality	Monoclonal
Clone	KRT18/1190
Preservative	No Preservative
Isotype	IgG1 Kappa
Purity	Protein A or G purified
Buffer	10 mM PBS
Target Molecular Weight	45 kDa
Product Description	
Description	<p>1.0 mg/ml of antibody purified from Bioreactor Concentrate by Protein A/G. Prepared in 10mM PBS WITHOUT BSA &amp; azide. Also available at 200 ug/ml WITH BSA &amp; azide (NBP2-44942).</p> <p>Antibody with azide - store at 2 to 8C. Antibody without azide - store at -20 to -80 C.</p>
Host	Mouse
Gene ID	3875
Gene Symbol	KRT18
Species	Human, Rat, Canine
Marker	Epithelial Marker
Specificity/Sensitivity	This monoclonal antibody reacts with a wide variety of simple epithelia. It does not react with stratified squamous epithelia. It reacts with epithelial tumors of the gastrointestinal tract, lung, breast, pancreas, ovary, and thyroid. Cytokeratin 18, which belongs to the type A (acidic) subfamily of low molecular weight keratins, exists in combination with cytokeratin 8. It was reported that tissues from gastrointestinal tract are positive for both cytokeratin 8 and 18 but do not contain cytokeratin 14. Tissues from gastrointestinal tract, respiratory tract and urogenital tract, as well as endocrine and exocrine tissues and mesothelial cells are positive for cytokeratin 18.
Immunogen	Recombinant full-length human Cytokeratin 18 protein (Uniprot: P05783 )
Product Application Details	
Applications	Western Blot, Flow Cytometry, Immunocytochemistry/ Immunofluorescence, Immunohistochemistry, Immunohistochemistry-Paraffin, CyTOF-ready, Immunofluorescence
Recommended Dilutions	Western Blot, Flow Cytometry 0.5 - 1 ug/million cells in 0.1 ml, Immunohistochemistry, Immunocytochemistry/ Immunofluorescence, Immunohistochemistry-Paraffin 0.5 - 1.0 ug/ml, Immunofluorescence 1 - 2 ug/ml, CyTOF-ready
Application Notes	Immunohistochemistry (Formalin-fixed): 1-2ug/ml for 30 min at RT. Staining of formalin-fixed tissues requires heating tissue sections in 10mM Tris with 1mM EDTA, pH 9.0, for 45 min at 95C followed by cooling at RT for 20 minutes. Optimal dilution for a specific application should be determined.

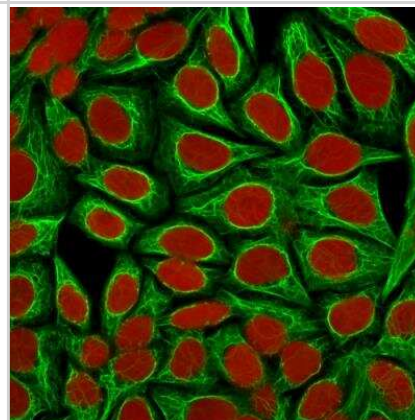


## Images

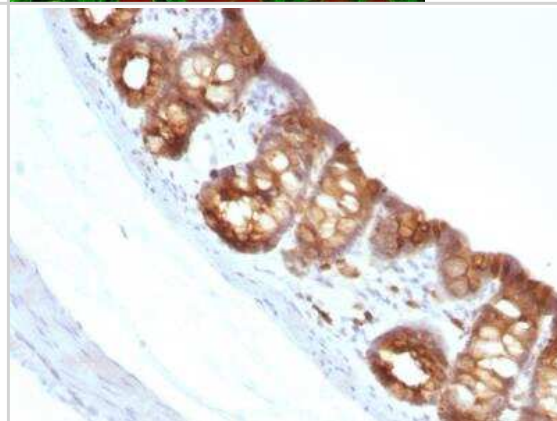
Western Blot: Cytokeratin 18 Antibody (KRT18/1190) - Azide and BSA Free [NBP2-47984] - A549 and HEP-2 cell lysate using Cytokeratin 18 Mouse Monoclonal Antibody (KRT18/1190).



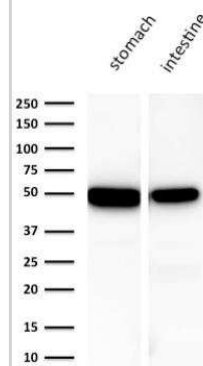
Immunocytochemistry/Immunofluorescence: Cytokeratin 18 Antibody (KRT18/1190) - Azide and BSA Free [NBP2-47984] - HeLa cells using Cytokeratin 18 Mouse Monoclonal Antibody (KRT18/1190). Green (CF488). Reddot is used to label nuclei Red.



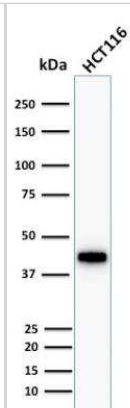
Immunohistochemistry-Paraffin: Cytokeratin 18 Antibody (KRT18/1190) - Azide and BSA Free [NBP2-47984] - Rat Colon stained with Cytokeratin 18 Mouse Monoclonal Antibody (KRT18/1190).



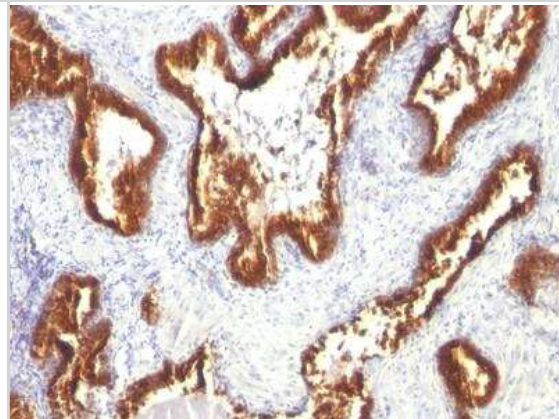
Western Blot: Cytokeratin 18 Antibody (KRT18/1190) - Azide and BSA Free [NBP2-47984] - Human A) Stomach B) Intestine lysate using Cytokeratin 18 Mouse Monoclonal Antibody (KRT18/1190).



Western Blot: Cytokeratin 18 Antibody (KRT18/1190) - Azide and BSA Free [NBP2-47984] - HCT116 cell lysate using Cytokeratin 18 Mouse Monoclonal Antibody (KRT18/1190).



Immunohistochemistry-Paraffin: Cytokeratin 18 Antibody (KRT18/1190) - Azide and BSA Free [NBP2-47984] - Human Prostate Carcinoma stained with Cytokeratin 18 Mouse Monoclonal Antibody (KRT18/1190).





### **Novus Biologicals USA**

10730 E. Briarwood Avenue  
Centennial, CO 80112  
USA  
Phone: 303.730.1950  
Toll Free: 1.888.506.6887  
Fax: 303.730.1966  
nb-customerservice@bio-techne.com

### **Bio-Techne Canada**

21 Canmotor Ave  
Toronto, ON M8Z 4E6  
Canada  
Phone: 905.827.6400  
Toll Free: 855.668.8722  
Fax: 905.827.6402  
canada.inquires@bio-techne.com

### **Bio-Techne Ltd**

19 Barton Lane  
Abingdon Science Park  
Abingdon, OX14 3NB, United Kingdom  
Phone: (44) (0) 1235 529449  
Free Phone: 0800 37 34 15  
Fax: (44) (0) 1235 533420  
info.EMEA@bio-techne.com

### **General Contact Information**

[www.novusbio.com](http://www.novusbio.com)  
Technical Support: nb-technical@bio-techne.com  
Orders: nb-customerservice@bio-techne.com  
General: novus@novusbio.com

### **Products Related to NBP2-47984-0.1mg**

HAF007	Goat anti-Mouse IgG Secondary Antibody [HRP]
NB720-B	Rabbit anti-Mouse IgG (H+L) Secondary Antibody [Biotin]
NBP1-43319-0.5mg	Mouse IgG1 Kappa Isotype Control (P3.6.2.8.1)
H00003875-P02-10ug	Recombinant Human Cytokeratin 18 GST (N-Term) Protein

### **Limitations**

This product is for research use only and is not approved for use in humans or in clinical diagnosis. Primary Antibodies are guaranteed for 1 year from date of receipt.

For more information on our 100% guarantee, please visit [www.novusbio.com/guarantee](http://www.novusbio.com/guarantee)

Earn gift cards/discounts by submitting a review: [www.novusbio.com/reviews/submit/NBP2-47984](http://www.novusbio.com/reviews/submit/NBP2-47984)

Earn gift cards/discounts by submitting a publication using this product:  
[www.novusbio.com/publications](http://www.novusbio.com/publications)

