

Product Datasheet

CD45RA Antibody (PTPRC/818) - Azide and BSA Free NBP2-47957-0.1mg

Unit Size: 0.1 mg

Store at -20 to -80C. Avoid freeze-thaw cycles.

www.novusbio.com



technical@novusbio.com

Protocols, Publications, Related Products, Reviews, Research Tools and Images at:
www.novusbio.com/NBP2-47957

Updated 7/16/2024 v.20.1

Earn rewards for product
reviews and publications.

Submit a publication at www.novusbio.com/publications

Submit a review at www.novusbio.com/reviews/destination/NBP2-47957



NBP2-47957-0.1mg

CD45RA Antibody (PTPRC/818) - Azide and BSA Free

Product Information	
Unit Size	0.1 mg
Concentration	1.0 mg/ml
Storage	Store at -20 to -80C. Avoid freeze-thaw cycles.
Clonality	Monoclonal
Clone	PTPRC/818
Preservative	No Preservative
Isotype	IgG2a Kappa
Purity	Protein A or G purified
Buffer	10 mM PBS

Product Description	
Description	<p>1.0 mg/ml of antibody purified from Bioreactor Concentrate by Protein A/G. Prepared in 10mM PBS WITHOUT BSA & azide. Also available at 200 ug/ml WITH BSA & azide (NBP2-44844).</p> <p>Antibody with azide - store at 2 to 8C. Antibody without azide - store at -20 to -80C.</p>
Host	Mouse
Gene ID	5788
Gene Symbol	PTPRC
Species	Human
Marker	Leucocyte Marker
Specificity/Sensitivity	<p>Recognizes a protein of 205kDa-220kDa, identified as CD45RA. CD45RA is isoforms of the human leukocyte common antigen (CD45). Human CD45 contains three exons which encode peptide segments designated A, B and C, respectively. The differential splicing of the exons generates at least five isoforms, ABC, AB, BC, B and O. This antibody reacts with ABC and BC isoforms. CD45RA is expressed on 40-50% of peripheral CD4+ T-cells, 50% of peripheral CD8+ T-cells, B-cells, and leukemic B-cell lines. T-cells expressing CD45RA are naive or virgin T-cells. T-cells expressing CD45RO are memory T-cells. CD45RA and CD45RO define complementary, predominantly non-overlapping populations of resting peripheral T-cells. This monoclonal antibody is useful in study on the subpopulation of CD4+ or CD8+ T-cells. It can especially be used to differentiate T-cell lymphomas (CD45RO +ve) from B cell lymphomas (CD45RA +ve).</p>
Immunogen	Stimulated human leukocytes

Product Application Details	
Applications	Western Blot, Flow Cytometry, Immunocytochemistry/ Immunofluorescence, Immunohistochemistry, Immunohistochemistry-Paraffin, CyTOF-ready, Immunofluorescence
Recommended Dilutions	Western Blot, Flow Cytometry 0.5 - 1 ug/million cells in 0.1 ml, Immunohistochemistry, Immunocytochemistry/ Immunofluorescence, Immunohistochemistry-Paraffin 0.5 - 1.0 ug/ml, Immunofluorescence 1 - 2 ug/ml, CyTOF-ready




Application Notes

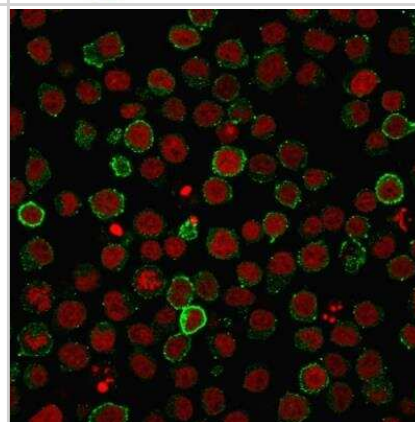
Immunohistochemistry (Formalin-fixed): 1-2ug/ml for 30 minutes at RT. Staining of formalin-fixed tissues requires heating tissue sections in 10mM Tris with 1mM EDTA, pH 9.0, for 45 min at 95C followed by cooling at RT for 20 minutes. Optimal dilution for a specific application should be determined.

Images

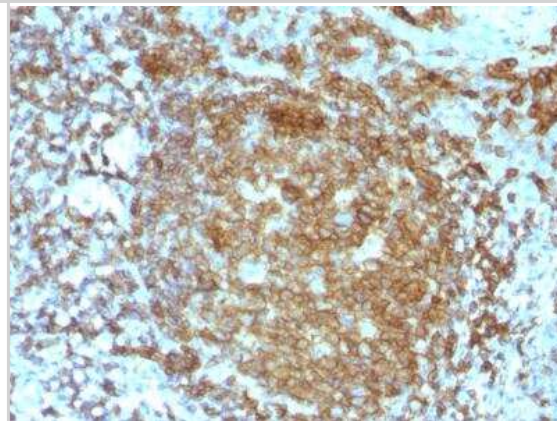
Western Blot: CD45RA Antibody (PTPRC/818) - Azide and BSA Free [NBP2-47957] - Human Spleen tissue lysates using CD45RA Mouse Monoclonal Antibody (PTPRC/818).



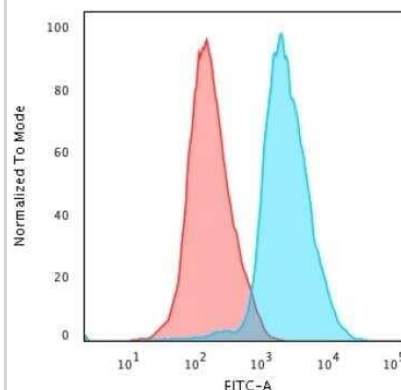
Immunocytochemistry/Immunofluorescence: CD45RA Antibody (PTPRC/818) - Azide and BSA Free [NBP2-47957] - PFA-fixed Jurkat cells labeling CD45RA with CD45RA MAb (PTPRC/818) followed by Goat anti-Mouse IgG CF488 (Green). The nuclear counterstain is Redot.



Immunohistochemistry-Paraffin: CD45RA Antibody (PTPRC/818) - Azide and BSA Free [NBP2-47957] - Human tonsil stained with CD45RA Mouse Monoclonal Antibody (PTPRC/818).



Flow Cytometry: CD45RA Antibody (PTPRC/818) - Azide and BSA Free [NBP2-47957] - PFA-fixed Jurkat cells using CD45RA Mouse Monoclonal Antibody (PTPRC/818) followed by goat anti-mouse IgG CF488 (Blue); Isotype Control (Red).





Novus Biologicals USA

10730 E. Briarwood Avenue
Centennial, CO 80112
USA
Phone: 303.730.1950
Toll Free: 1.888.506.6887
Fax: 303.730.1966
nb-customerservice@bio-techne.com

Bio-Techne Canada

21 Canmotor Ave
Toronto, ON M8Z 4E6
Canada
Phone: 905.827.6400
Toll Free: 855.668.8722
Fax: 905.827.6402
canada.inquires@bio-techne.com

Bio-Techne Ltd

19 Barton Lane
Abingdon Science Park
Abingdon, OX14 3NB, United Kingdom
Phone: (44) (0) 1235 529449
Free Phone: 0800 37 34 15
Fax: (44) (0) 1235 533420
info.EMEA@bio-techne.com

General Contact Information

www.novusbio.com
Technical Support: nb-technical@bio-techne.com
Orders: nb-customerservice@bio-techne.com
General: novus@novusbio.com

Products Related to NBP2-47957-0.1mg

HAF007	Goat anti-Mouse IgG Secondary Antibody [HRP]
NB720-B	Rabbit anti-Mouse IgG (H+L) Secondary Antibody [Biotin]
NBP1-96981-0.5mg	Mouse IgG2a Kappa Isotype Control (M2AK)
210-TA-005	TNF-alpha [Unconjugated]

Limitations

This product is for research use only and is not approved for use in humans or in clinical diagnosis. Primary Antibodies are guaranteed for 1 year from date of receipt.

For more information on our 100% guarantee, please visit www.novusbio.com/guarantee

Earn gift cards/discounts by submitting a review: www.novusbio.com/reviews/submit/NBP2-47957

Earn gift cards/discounts by submitting a publication using this product:
www.novusbio.com/publications

