

# Product Datasheet

## Ornithine Decarboxylase Antibody (ODC1/486) - Azide and BSA Free

**NBP2-47836-0.1mg**

Unit Size: 0.1 mg

Store at -20 to -80C. Avoid freeze-thaw cycles.

[www.novusbio.com](http://www.novusbio.com)



[technical@novusbio.com](mailto:technical@novusbio.com)

Protocols, Publications, Related Products, Reviews, Research Tools and Images at:  
[www.novusbio.com/NBP2-47836](http://www.novusbio.com/NBP2-47836)

Updated 7/16/2024 v.20.1

Earn rewards for product reviews and publications.

Submit a publication at [www.novusbio.com/publications](http://www.novusbio.com/publications)

Submit a review at [www.novusbio.com/reviews/destination/NBP2-47836](http://www.novusbio.com/reviews/destination/NBP2-47836)



**NBP2-47836-0.1mg**

Ornithine Decarboxylase Antibody (ODC1/486) - Azide and BSA Free

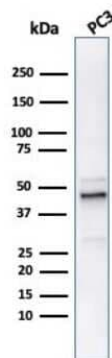
Product Information	
Unit Size	0.1 mg
Concentration	1.0 mg/ml
Storage	Store at -20 to -80C. Avoid freeze-thaw cycles.
Clonality	Monoclonal
Clone	ODC1/486
Preservative	No Preservative
Isotype	IgG2a Kappa
Purity	Protein A or G purified
Buffer	10 mM PBS
Target Molecular Weight	53 kDa

Product Description	
Description	1.0 mg/ml of antibody purified from Bioreactor Concentrate by Protein A/G. Prepared in 10mM PBS WITHOUT BSA & azide. Also available at 200 ug/ml WITH BSA & azide (NBP2-44734).  Antibody with azide - store at 2 to 8C. Antibody without azide - store at -20 to -80C.
Host	Mouse
Gene ID	4953
Gene Symbol	ODC1
Species	Human, Mouse, Rat
Immunogen	Recombinant human Ornithine Decarboxylase protein (Uniprot: P11926)

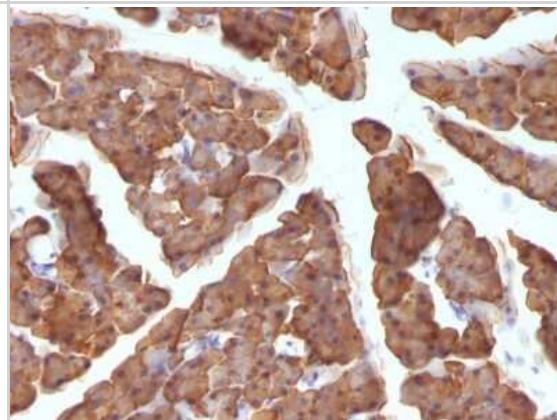
Product Application Details	
Applications	Western Blot, Flow Cytometry, Immunocytochemistry/ Immunofluorescence, Immunohistochemistry, Immunohistochemistry-Paraffin, CyTOF-ready, Immunofluorescence
Recommended Dilutions	Western Blot 0.5 - 1.0 ug/ml, Flow Cytometry 0.5 - 1 ug/million cells in 0.1 ml, Immunohistochemistry, Immunocytochemistry/ Immunofluorescence 1-2 ug/ml, Immunohistochemistry-Paraffin 0.25 - 0.5 ug/ml, Immunofluorescence 0.5 - 1.0 ug/ml, CyTOF-ready
Application Notes	Immunohistochemistry (Formalin-fixed): 0.25-0.5ug/ml for 30 minutes at RT. Staining of formalin-fixed tissues requires heating tissue sections in 10mM Tris with 1mM EDTA, pH 9.0, for 45 min at 95C followed by cooling at RT for 20 minutes. Optimal dilution for a specific application should be determined.

## Images

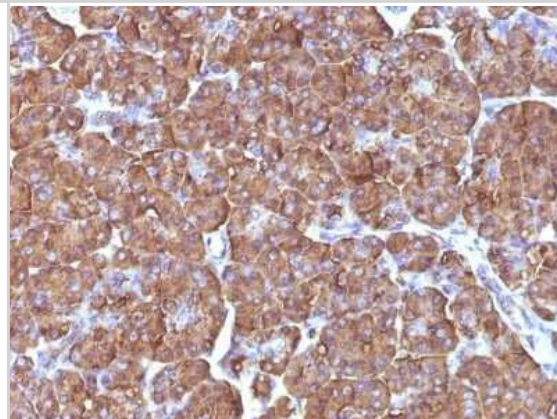
Western Blot: Ornithine Decarboxylase Antibody (ODC1/486) - Azide and BSA Free [NBP2-47836] - Western Blot Analysis of PC3 cell lysate using Ornithine Decarboxylase antibody (ODC1/486).



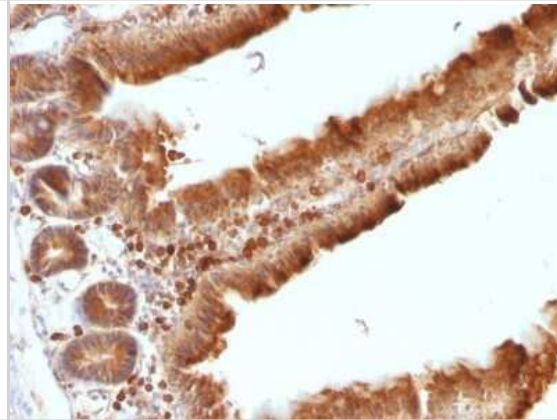
Immunohistochemistry-Paraffin: Ornithine Decarboxylase Antibody (ODC1/486) - Azide and BSA Free [NBP2-47836] - Formalin-fixed, paraffin-embedded Mouse Pancreas stained with Ornithine Decarboxylase Antibody (ODC1/486).



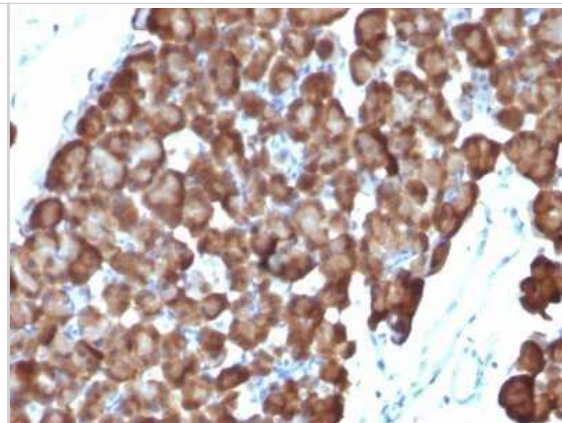
Immunohistochemistry-Paraffin: Ornithine Decarboxylase Antibody (ODC1/486) - Azide and BSA Free [NBP2-47836] - Human Pancreas stained with ODC1 Monoclonal Antibody (ODC1/486)



Immunohistochemistry-Paraffin: Ornithine Decarboxylase Antibody (ODC1/486) - Azide and BSA Free [NBP2-47836] - Formalin-fixed, paraffin-embedded Mouse Small Intestine stained with Ornithine Decarboxylase Antibody (ODC1/486).



Immunohistochemistry-Paraffin: Ornithine Decarboxylase Antibody (ODC1/486) - Azide and BSA Free [NBP2-47836] - Rat Pancreas stained with ODC1 Monoclonal Antibody (ODC1/486)





### Novus Biologicals USA

10730 E. Briarwood Avenue  
Centennial, CO 80112  
USA  
Phone: 303.730.1950  
Toll Free: 1.888.506.6887  
Fax: 303.730.1966  
nb-customerservice@bio-techne.com

### Bio-Techne Canada

21 Canmotor Ave  
Toronto, ON M8Z 4E6  
Canada  
Phone: 905.827.6400  
Toll Free: 855.668.8722  
Fax: 905.827.6402  
canada.inquires@bio-techne.com

### Bio-Techne Ltd

19 Barton Lane  
Abingdon Science Park  
Abingdon, OX14 3NB, United Kingdom  
Phone: (44) (0) 1235 529449  
Free Phone: 0800 37 34 15  
Fax: (44) (0) 1235 533420  
info.EMEA@bio-techne.com

### General Contact Information

www.novusbio.com  
Technical Support: nb-technical@bio-techne.com  
Orders: nb-customerservice@bio-techne.com  
General: novus@novusbio.com

### Products Related to NBP2-47836-0.1mg

---

HAF007	Goat anti-Mouse IgG Secondary Antibody [HRP]
NB720-B	Rabbit anti-Mouse IgG (H+L) Secondary Antibody [Biotin]
NBP1-96981-0.5mg	Mouse IgG2a Kappa Isotype Control (M2AK)
NBP1-72494-50ug	Recombinant Human Ornithine Decarboxylase His Protein

---

### Limitations

This product is for research use only and is not approved for use in humans or in clinical diagnosis. Primary Antibodies are guaranteed for 1 year from date of receipt.

For more information on our 100% guarantee, please visit [www.novusbio.com/guarantee](http://www.novusbio.com/guarantee)

Earn gift cards/discounts by submitting a review: [www.novusbio.com/reviews/submit/NBP2-47836](http://www.novusbio.com/reviews/submit/NBP2-47836)

Earn gift cards/discounts by submitting a publication using this product:  
[www.novusbio.com/publications](http://www.novusbio.com/publications)

