

Product Datasheet

MCAM/CD146 Antibody (MUC18/1130) - Azide and BSA Free NBP2-47777-0.1mg

Unit Size: 0.1 mg

Store at -20 to -80C. Avoid freeze-thaw cycles.

www.novusbio.com



technical@novusbio.com

Publications: 2

Protocols, Publications, Related Products, Reviews, Research Tools and Images at:
www.novusbio.com/NBP2-47777

Updated 7/16/2024 v.20.1

Earn rewards for product reviews and publications.

Submit a publication at www.novusbio.com/publications

Submit a review at www.novusbio.com/reviews/destination/NBP2-47777



NBP2-47777-0.1mg

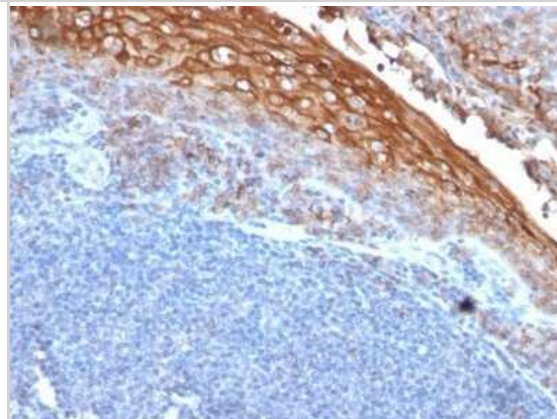
MCAM/CD146 Antibody (MUC18/1130) - Azide and BSA Free

Product Information	
Unit Size	0.1 mg
Concentration	1.0 mg/ml
Storage	Store at -20 to -80C. Avoid freeze-thaw cycles.
Clonality	Monoclonal
Clone	MUC18/1130
Preservative	No Preservative
Isotype	IgG1 Kappa
Purity	Protein A or G purified
Buffer	10 mM PBS
Target Molecular Weight	130 kDa
Product Description	
Description	1.0 mg/ml of antibody purified from Bioreactor Concentrate by Protein A/G. Prepared in 10mM PBS WITHOUT BSA & azide. Also available at 200 ug/ml WITH BSA & azide (NBP2-44512). Antibody with azide - store at 2 to 8C. Antibody without azide - store at -20 to -80C.
Host	Mouse
Gene ID	4162
Gene Symbol	MCAM
Species	Human
Immunogen	Recombinant full-length human MCAM/CD146 protein (Uniprot: P43121)
Product Application Details	
Applications	Flow Cytometry, Immunocytochemistry/ Immunofluorescence, Immunohistochemistry, Immunohistochemistry-Paraffin, CyTOF-ready, Immunofluorescence
Recommended Dilutions	Flow Cytometry 0.5 - 1 ug/million cells in 0.1 ml, Immunohistochemistry, Immunocytochemistry/ Immunofluorescence 1-2 ug/ml, Immunohistochemistry-Paraffin 0.5 - 1.0 ug/ml, Immunofluorescence 0.5 - 1.0 ug/ml, CyTOF-ready
Application Notes	Immunohistochemistry (Formalin-fixed): 1-2ug/ml for 30 minutes at RT. Staining of formalin-fixed tissues requires heating tissue sections in 1mM EDTA, pH 8.0, for 45 min at 95C followed by cooling at RT for 20 minutes. Optimal dilution for a specific application should be determined.



Images

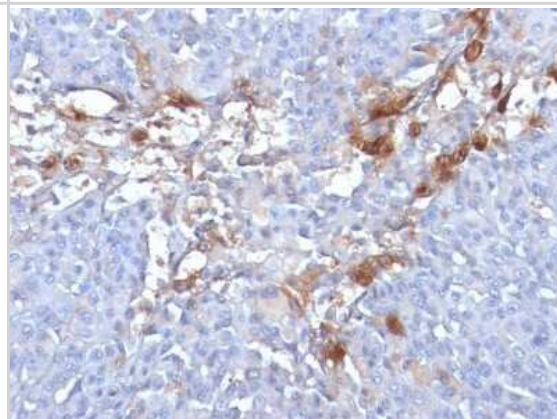
Immunohistochemistry-Paraffin: MCAM/CD146 Antibody (MUC18/1130)
- Azide and BSA Free [NBP2-47777] - Human Tonsil stained with
MUC18 Monoclonal Antibody (MUC18/1130)



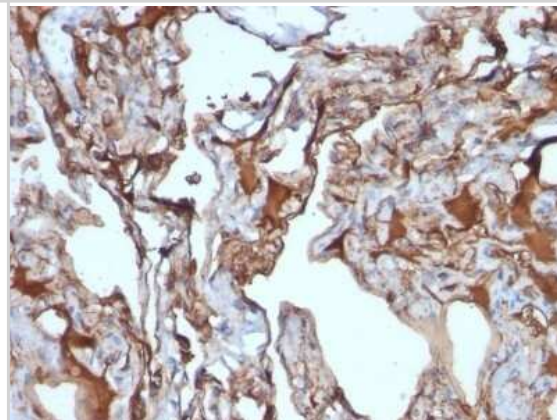
Immunohistochemistry-Paraffin: MCAM/CD146 Antibody (MUC18/1130)
- Azide and BSA Free [NBP2-47777] - CD146 was stained in both
human brain and pancreatic tissues. CD146 expression was high in
pancreatic tissue, yet low in brain tissue as shown by the brown
coloration. Image from a verified customer review.



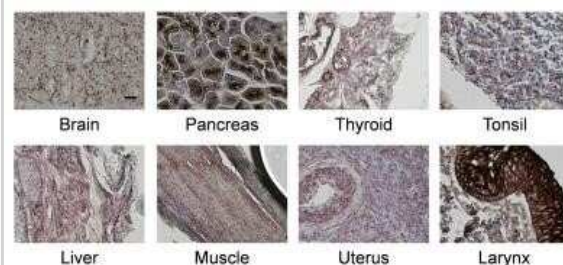
Immunohistochemistry-Paraffin: MCAM/CD146 Antibody (MUC18/1130)
- Azide and BSA Free [NBP2-47777] - Human Melanoma stained with
MUC18 Monoclonal Antibody (MUC18/1130)



Immunohistochemistry-Paraffin: MCAM/CD146 Antibody (MUC18/1130)
- Azide and BSA Free [NBP2-47777] - Human Melanoma stained with
MUC18 Monoclonal Antibody (MUC18/1130)



Immunohistochemistry-Paraffin: MCAM/CD146 Antibody (MUC18/1130) - Azide and BSA Free [NBP2-47777] - CD146 Staining of Normal Human Tissues. Image from a verified customer review.



Publications

Liu Y, Zhou Y. Circ_0087960 stabilizes KDM5B by reducing SKP2 mediated ubiquitination degradation and promotes osteogenic differentiation in periodontal ligament stem cells Regen Ther 2022-03-01 [PMID: 35229010] (FLOW, Human)

Details:

Citation using the FITC version of this antibody.

Elahi FM, Harvey D, Altendahl M, Casaletto KB Endothelial-derived exosomes demonstrate a link between endothelial innate inflammation and brain dysfunction and injury in aging bioRxiv 2019-06-21 (IP, Human)



Novus Biologicals USA

10730 E. Briarwood Avenue
Centennial, CO 80112
USA
Phone: 303.730.1950
Toll Free: 1.888.506.6887
Fax: 303.730.1966
nb-customerservice@bio-techne.com

Bio-Techne Canada

21 Canmotor Ave
Toronto, ON M8Z 4E6
Canada
Phone: 905.827.6400
Toll Free: 855.668.8722
Fax: 905.827.6402
canada.inquires@bio-techne.com

Bio-Techne Ltd

19 Barton Lane
Abingdon Science Park
Abingdon, OX14 3NB, United Kingdom
Phone: (44) (0) 1235 529449
Free Phone: 0800 37 34 15
Fax: (44) (0) 1235 533420
info.EMEA@bio-techne.com

General Contact Information

www.novusbio.com
Technical Support: nb-technical@bio-techne.com
Orders: nb-customerservice@bio-techne.com
General: novus@novusbio.com

Products Related to NBP2-47777-0.1mg

HAF007	Goat anti-Mouse IgG Secondary Antibody [HRP]
NB720-B	Rabbit anti-Mouse IgG (H+L) Secondary Antibody [Biotin]
NBP1-43319-0.5mg	Mouse IgG1 Kappa Isotype Control (P3.6.2.8.1)
NBP1-88132PEP	MCAM/CD146 Recombinant Protein Antigen

Limitations

This product is for research use only and is not approved for use in humans or in clinical diagnosis. Primary Antibodies are guaranteed for 1 year from date of receipt.

For more information on our 100% guarantee, please visit www.novusbio.com/guarantee

Earn gift cards/discounts by submitting a review: www.novusbio.com/reviews/submit/NBP2-47777

Earn gift cards/discounts by submitting a publication using this product:
www.novusbio.com/publications

