

Product Datasheet

TTF-1 / NKX2-1 Antibody (8G7G3/1 + NX2.1/690) - Azide and BSA Free NBP2-47773-0.1mg

Unit Size: 0.1 mg

Store at -20 to -80C. Avoid freeze-thaw cycles.

www.novusbio.com



technical@novusbio.com

Protocols, Publications, Related Products, Reviews, Research Tools and Images at:
www.novusbio.com/NBP2-47773

Updated 7/16/2024 v.20.1

Earn rewards for product
reviews and publications.

Submit a publication at www.novusbio.com/publications

Submit a review at www.novusbio.com/reviews/destination/NBP2-47773



NBP2-47773-0.1mg

TTF-1 / NKX2-1 Antibody (8G7G3/1 + NX2.1/690) - Azide and BSA Free

Product Information	
Unit Size	0.1 mg
Concentration	1.0 mg/ml
Storage	Store at -20 to -80C. Avoid freeze-thaw cycles.
Clonality	Monoclonal
Clone	8G7G3/1 + NX2.1/690
Preservative	No Preservative
Isotype	IgG1 Kappa/IgG1 Kappa
Purity	Protein A or G purified
Buffer	10 mM PBS
Target Molecular Weight	40 kDa

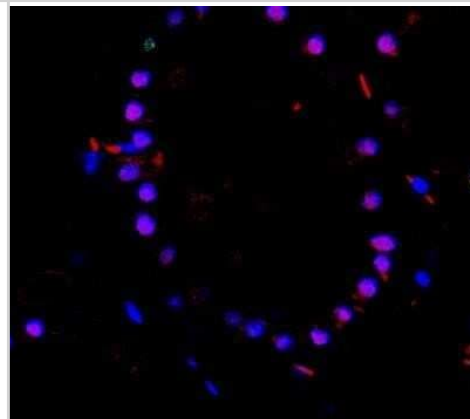
Product Description	
Description	1.0 mg/ml of antibody purified from Bioreactor Concentrate by Protein A/G. Prepared in 10mM PBS WITHOUT BSA & azide. Also available at 200 ug/ml WITH BSA & azide (NBP2-44501). Antibody with azide - store at 2 to 8C. Antibody without azide - store at -20 to -80C.
Host	Mouse
Gene ID	7080
Gene Symbol	NKX2-1
Species	Human, Mouse, Rat
Marker	Thyroid & Lung Epithelial Marker
Immunogen	Rat full length TTF-1 / NKX2-1 recombinant protein (8G7G3/1); Recombinant TTF-1 / NKX2-1 protein (NX2.1/690) (Uniprot: P43699)

Product Application Details	
Applications	Flow Cytometry, Immunocytochemistry/ Immunofluorescence, Immunohistochemistry, Immunohistochemistry-Paraffin, CyTOF-ready, Immunofluorescence
Recommended Dilutions	Flow Cytometry 0.5 - 1 ug/million cells in 0.1 ml, Immunohistochemistry, Immunocytochemistry/ Immunofluorescence, Immunohistochemistry-Paraffin 0.5 - 1.0 ug/ml, Immunofluorescence 0.5 - 1.0 ug/ml, CyTOF-ready
Application Notes	Immunohistochemistry (Formalin-fixed): 1-2ug/ml for 30 minutes at RT. Staining of formalin-fixed tissues requires heating tissue sections in 10mM Tris with 1mM EDTA, pH 9.0, for 45 min at 95C followed by cooling at RT for 20 minutes. Optimal dilution for a specific application should be determined.

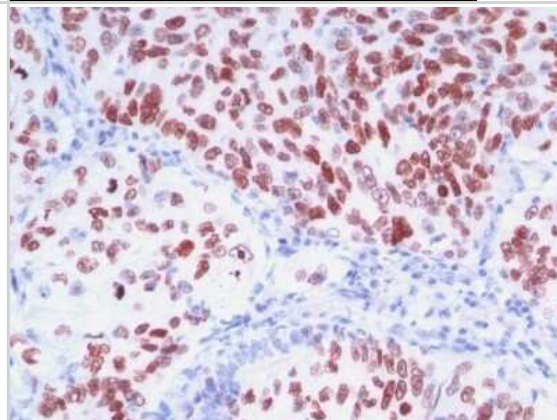


Images

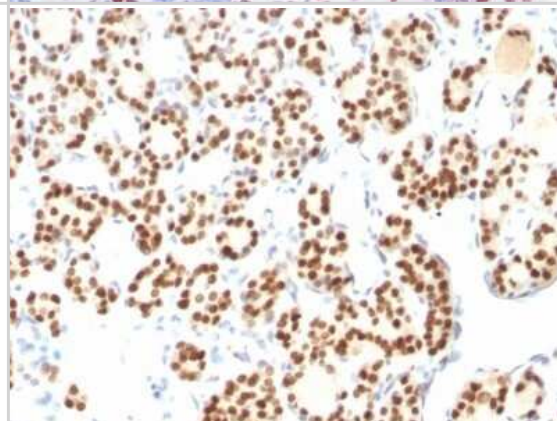
Immunocytochemistry/Immunofluorescence: TTF-1 / NKX2-1 Antibody (8G7G3/1 + NX2.1/690) - Azide and BSA Free [NBP2-47773] - TTF1 staining in thyroid tissue of wild-type C57 mouse (red). Dilution is 1:100. Image from a verified customer review.



Immunohistochemistry-Paraffin: TTF-1 / NKX2-1 Antibody (8G7G3/1 + NX2.1/690) - Azide and BSA Free [NBP2-47773] - Human Lung Carcinoma stained with TTF-1 Monoclonal Antibody (8G7G3/1 + NX2.1/690)



Immunohistochemistry-Paraffin: TTF-1 / NKX2-1 Antibody (8G7G3/1 + NX2.1/690) - Azide and BSA Free [NBP2-47773] - Human Thyroid stained with TTF-1 Monoclonal Antibody (8G7G3/1 + NX2.1/690)





Novus Biologicals USA

10730 E. Briarwood Avenue
Centennial, CO 80112
USA
Phone: 303.730.1950
Toll Free: 1.888.506.6887
Fax: 303.730.1966
nb-customerservice@bio-techne.com

Bio-Techne Canada

21 Canmotor Ave
Toronto, ON M8Z 4E6
Canada
Phone: 905.827.6400
Toll Free: 855.668.8722
Fax: 905.827.6402
canada.inquires@bio-techne.com

Bio-Techne Ltd

19 Barton Lane
Abingdon Science Park
Abingdon, OX14 3NB, United Kingdom
Phone: (44) (0) 1235 529449
Free Phone: 0800 37 34 15
Fax: (44) (0) 1235 533420
info.EMEA@bio-techne.com

General Contact Information

www.novusbio.com
Technical Support: nb-technical@bio-techne.com
Orders: nb-customerservice@bio-techne.com
General: novus@novusbio.com

Products Related to NBP2-47773-0.1mg

HAF007	Goat anti-Mouse IgG Secondary Antibody [HRP]
NB720-B	Rabbit anti-Mouse IgG (H+L) Secondary Antibody [Biotin]
H00007080-Q01-10ug	Recombinant Human TTF-1 / NKX2-1 GST (N-Term) Protein
H00006439-P01-10ug	Recombinant Human SP-B/Surfactant Protein B GST (N-Term) Protein

Limitations

This product is for research use only and is not approved for use in humans or in clinical diagnosis. Primary Antibodies are guaranteed for 1 year from date of receipt.

For more information on our 100% guarantee, please visit www.novusbio.com/guarantee

Earn gift cards/discounts by submitting a review: www.novusbio.com/reviews/submit/NBP2-47773

Earn gift cards/discounts by submitting a publication using this product:
www.novusbio.com/publications

