

# Product Datasheet

## Chromogranin A Antibody (LK2H10) NBP2-32956-0.1mg

Unit Size: 0.1 mg

Store at 4C.

[www.novusbio.com](http://www.novusbio.com)



[technical@novusbio.com](mailto:technical@novusbio.com)

### Publications: 2

Protocols, Publications, Related Products, Reviews, Research Tools and Images at:  
[www.novusbio.com/NBP2-32956](http://www.novusbio.com/NBP2-32956)

Updated 7/16/2024 v.20.1

Earn rewards for product  
reviews and publications.

Submit a publication at [www.novusbio.com/publications](http://www.novusbio.com/publications)

Submit a review at [www.novusbio.com/reviews/destination/NBP2-32956](http://www.novusbio.com/reviews/destination/NBP2-32956)



**NBP2-32956-0.1mg**

Chromogranin A Antibody (LK2H10)

Product Information	
Unit Size	0.1 mg
Concentration	0.2 mg/ml
Storage	Store at 4C.
Clonality	Monoclonal
Clone	LK2H10
Preservative	0.05% Sodium Azide
Isotype	IgG1 Kappa
Purity	Protein A or G purified
Buffer	10 mM PBS with 0.05% BSA

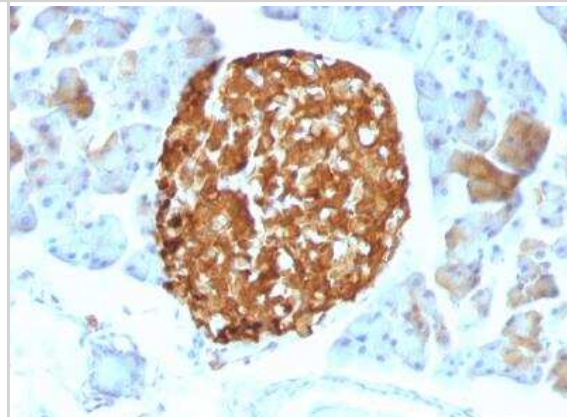
Product Description	
Description	200ug/ml of antibody purified from Bioreactor Concentrate by Protein A or G. Prepared in 10 mM PBS with 0.05% BSA & 0.05% azide. Also available WITHOUT BSA & azide at 1.0 mg/ml. (NBP2-34672)  Antibody with azide - store at 2 to 8C. Antibody without azide - store at -20 to -80C.
Host	Mouse
Gene ID	1113
Gene Symbol	CHGA
Species	Human, Mouse, Rat, Porcine, Monkey, Guinea Pig (Negative), Rabbit (Negative), Sheep (Negative)
Reactivity Notes	Does not react with Guinea Pig, Sheep or Rabbit.
Marker	Neuroendocrine Marker
Immunogen	Human pheochromocytoma (Uniprot: P10645)

Product Application Details	
Applications	Immunohistochemistry, Immunohistochemistry-Paraffin
Recommended Dilutions	Immunohistochemistry, Immunohistochemistry-Paraffin 0.1-0.2 ug/ml
Application Notes	Immunohistochemistry (Formalin-fixed): 0.1-0.2ug/ml for 30 min at RT. Staining of formalin-fixed tissues requires heating tissue sections in 10mM Tris with 1mM EDTA, pH 9.0, for 45 min at 95C followed by cooling at RT for 20 minutes. Optimal dilution for a specific application should be determined.

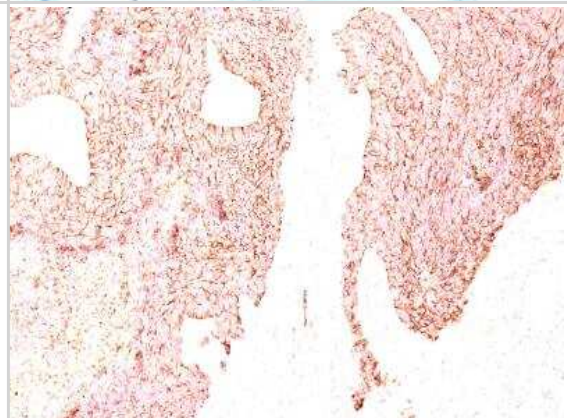


## Images

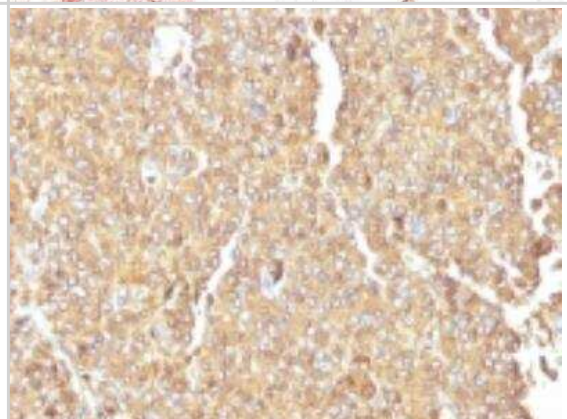
Immunohistochemistry-Paraffin: Chromogranin A Antibody (LK2H10) [NBP2-32956] - Mouse Pancreas stained with Chromogranin A Antibody (LK2H10).



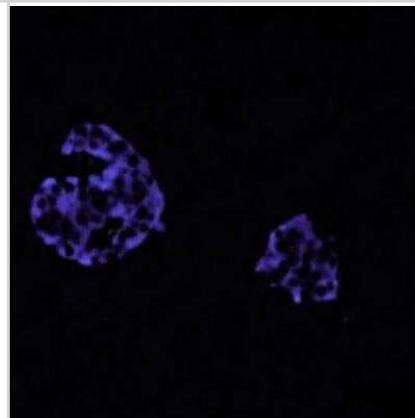
Immunohistochemistry-Paraffin: Chromogranin A Antibody (LK2H10) [NBP2-32956] - Formalin-fixed, paraffin-embedded human small cell lung carcinoma stained with Chromogranin A MAb (LK2H10)



Immunohistochemistry-Paraffin: Chromogranin A Antibody (LK2H10) [NBP2-32956] - Formalin-fixed, paraffin-embedded human Adrenal Gland stained with Chromogranin A Monoclonal Antibody (LK2H10)



Immunohistochemistry-Paraffin: Chromogranin A Antibody (LK2H10) [NBP2-32956] - Human Pancreas FFPE slide: immunofluorescence with Chromogranin A Antibody-LK2H10 as primary antibody and CF405M as secondary antibody. Image from verified customer review.



## Publications

Rodriguez S, Lau H, Corrales N et al. Characterization of chelator-mediated recovery of pancreatic islets from barium-stabilized alginate microcapsules Xenotransplantation. 2020-01-01 [PMID: 31495985]

Details:

Citation used the Alexa Fluor 405 format of this antibody.

Sayadi LR, Alexander M, Sorensen AM et al Micro/nanobubbles: Improving Pancreatic Islet Cell Survival for Transplantation. Ann Plast Surg. 2019-11-01 [PMID: 31232817]

Details:

Citation using the Azide and BSA Free version of this antibody.





### **Novus Biologicals USA**

10730 E. Briarwood Avenue  
Centennial, CO 80112  
USA  
Phone: 303.730.1950  
Toll Free: 1.888.506.6887  
Fax: 303.730.1966  
nb-customerservice@bio-techne.com

### **Bio-Techne Canada**

21 Canmotor Ave  
Toronto, ON M8Z 4E6  
Canada  
Phone: 905.827.6400  
Toll Free: 855.668.8722  
Fax: 905.827.6402  
canada.inquires@bio-techne.com

### **Bio-Techne Ltd**

19 Barton Lane  
Abingdon Science Park  
Abingdon, OX14 3NB, United Kingdom  
Phone: (44) (0) 1235 529449  
Free Phone: 0800 37 34 15  
Fax: (44) (0) 1235 533420  
info.EMEA@bio-techne.com

### **General Contact Information**

www.novusbio.com  
Technical Support: nb-technical@bio-techne.com  
Orders: nb-customerservice@bio-techne.com  
General: novus@novusbio.com

### **Products Related to NBP2-32956-0.1mg**

---

HAF007	Goat anti-Mouse IgG Secondary Antibody [HRP]
NB720-B	Rabbit anti-Mouse IgG (H+L) Secondary Antibody [Biotin]
NBP1-43319-0.5mg	Mouse IgG1 Kappa Isotype Control (P3.6.2.8.1)
NBC1-26369	Recombinant Human Chromogranin A Protein

---

### **Limitations**

This product is for research use only and is not approved for use in humans or in clinical diagnosis. Primary Antibodies are guaranteed for 1 year from date of receipt.

For more information on our 100% guarantee, please visit [www.novusbio.com/guarantee](http://www.novusbio.com/guarantee)

Earn gift cards/discounts by submitting a review: [www.novusbio.com/reviews/submit/NBP2-32956](http://www.novusbio.com/reviews/submit/NBP2-32956)

Earn gift cards/discounts by submitting a publication using this product:  
[www.novusbio.com/publications](http://www.novusbio.com/publications)

