

Product Datasheet

mGluR1 Antibody - BSA Free

NB110-39033SS

Unit Size: 0.025 mg

Store at 4C short term. Aliquot and store at -20C long term. Avoid freeze-thaw cycles.

www.novusbio.com



technical@novusbio.com

Reviews: 1 Publications: 3

Protocols, Publications, Related Products, Reviews, Research Tools and Images at:
www.novusbio.com/NB110-39033

Updated 10/23/2024 v.20.1

Earn rewards for product reviews and publications.

Submit a publication at www.novusbio.com/publications

Submit a review at www.novusbio.com/reviews/destination/NB110-39033



NB110-39033SS

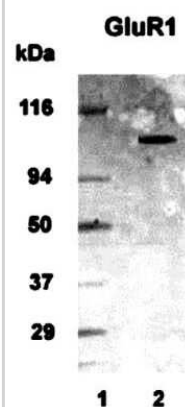
mGluR1 Antibody - BSA Free

Product Information	
Unit Size	0.025 mg
Concentration	1 mg/ml
Storage	Store at 4C short term. Aliquot and store at -20C long term. Avoid freeze-thaw cycles.
Clonality	Polyclonal
Preservative	0.02% Sodium Azide
Isotype	IgG
Purity	Immunogen affinity purified
Buffer	PBS
Target Molecular Weight	132.4 kDa
Product Description	
Host	Rabbit
Gene ID	2911
Gene Symbol	GRM1
Species	Human, Mouse, Rat, Chicken
Specificity/Sensitivity	Glutamate Receptor
Immunogen	Synthetic peptide comprising residues 1159-1171 [SSVPSSPVSESVL] of the human mGluR1 protein.
Product Application Details	
Applications	Western Blot, Immunocytochemistry/ Immunofluorescence, Immunohistochemistry, Immunohistochemistry-Frozen, Immunohistochemistry-Paraffin
Recommended Dilutions	Western Blot 1:500-1:1000, Immunohistochemistry 1:100-1:500, Immunocytochemistry/ Immunofluorescence 1:100-1:500, Immunohistochemistry-Paraffin 1:100-1:500, Immunohistochemistry-Frozen 1:200
Application Notes	This metabotropic Glutamate Receptor 1a antibody is useful for Western Blot, Immunohistochemistry-Frozen and Immunohistochemistry-paraffin applications. Use in Immunocytochemistry/immunofluorescence was reported in scientific literature (PMID: 19688350) The observed molecular weight of the protein may vary from the listed predicted molecular weight due to post translational modifications, post translation cleavages, relative charges, and other experimental factors.

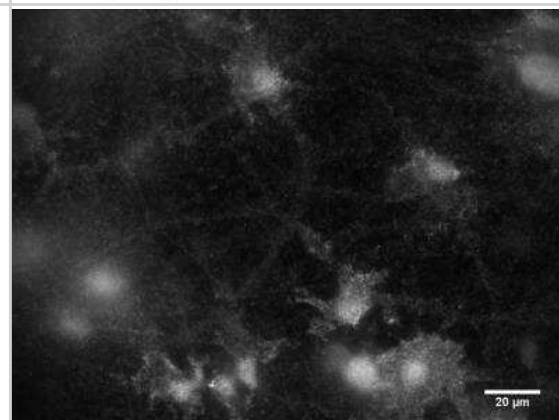


Images

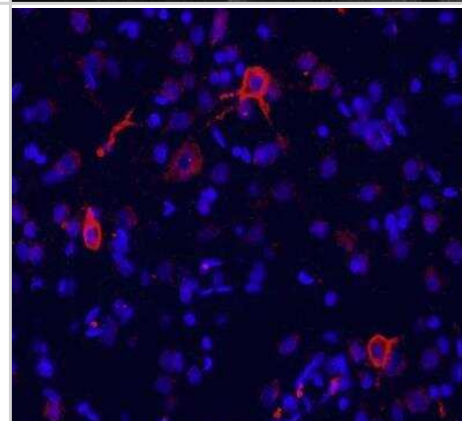
Western Blot: mGluR1 Antibody [NB110-39033] - WB detection of GluR1 in 20 ug of human brain lysate (lane 2) with GluR1 polyclonal antibody at 1:1000 dilution followed by AP-conjugated secondary at 1:5000 dilution. Lane 1 represents the MW marker.



Immunocytochemistry/Immunofluorescence: mGluR1 Antibody [NB110-39033] - Primary Rat Cortical Neurons, image courtesy of customer.



Immunohistochemistry-Frozen: mGluR1 Antibody [NB110-39033] - Immunofluorescence labeling for GluR1 in rat brain (cingulate cortex). GluR1 detection was done using anti-rabbit Cy3 conjugated antibodies (red color). DAPI was used to counterstain cell nuclei (blue color). Working dilution is 1:100-1:500.



Publications

Liang D, Xue Z, Xue J et al. Sinoatrial node pacemaker cells share dominant biological properties with glutamatergic neurons Protein & cell 2021-02-06 [PMID: 33548033] (IHC-P, ICC/IF, Mouse)

Tang Y, Liu L, Xu D et al. Interaction between astrocytic colony stimulating factor and its receptor on microglia mediates central sensitization and behavioral hypersensitivity in chronic post ischemic pain model. Brain Behav Immun 2018-02-01 [PMID: 29080683] (Rat)

Hirdes W, Napp N, Wulfsen I et al. Erg K⁺ currents modulate excitability in mouse mitral/tufted neurons. Pflugers Arch 2009-11-01 [PMID: 19688350] (ICC/IF, Mouse)



Novus Biologicals USA

10730 E. Briarwood Avenue
Centennial, CO 80112
USA
Phone: 303.730.1950
Toll Free: 1.888.506.6887
Fax: 303.730.1966
nb-customerservice@bio-techne.com

Bio-Techne Canada

21 Canmotor Ave
Toronto, ON M8Z 4E6
Canada
Phone: 905.827.6400
Toll Free: 855.668.8722
Fax: 905.827.6402
canada.inquires@bio-techne.com

Bio-Techne Ltd

19 Barton Lane
Abingdon Science Park
Abingdon, OX14 3NB, United Kingdom
Phone: (44) (0) 1235 529449
Free Phone: 0800 37 34 15
Fax: (44) (0) 1235 533420
info.EMEA@bio-techne.com

General Contact Information

www.novusbio.com
Technical Support: nb-technical@bio-techne.com
Orders: nb-customerservice@bio-techne.com
General: novus@novusbio.com

Limitations

This product is for research use only and is not approved for use in humans or in clinical diagnosis. Primary Antibodies are guaranteed for 1 year from date of receipt.

For more information on our 100% guarantee, please visit www.novusbio.com/guarantee

Earn gift cards/discounts by submitting a review: www.novusbio.com/reviews/submit/NB110-39033

Earn gift cards/discounts by submitting a publication using this product:
www.novusbio.com/publications

