

Product Datasheet

LET-418 Antibody 48960002-0.1mg

Unit Size: 0.1 mg

Store at 4C short term. Aliquot and store at -20C long term. Avoid freeze-thaw cycles.

www.novusbio.com



technical@novusbio.com

Publications: 1

Protocols, Publications, Related Products, Reviews, Research Tools and Images at:
www.novusbio.com/48960002

Updated 12/20/2023 v.20.1

Earn rewards for product
reviews and publications.

Submit a publication at www.novusbio.com/publications

Submit a review at www.novusbio.com/reviews/destination/48960002



48960002-0.1mg

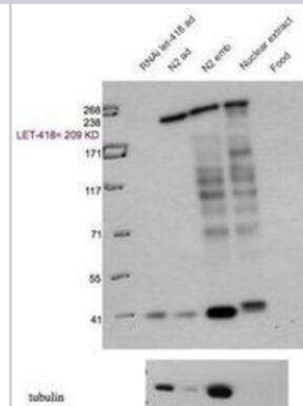
LET-418 Antibody

Product Information	
Unit Size	0.1 mg
Concentration	1 mg/ml
Storage	Store at 4C short term. Aliquot and store at -20C long term. Avoid freeze-thaw cycles.
Clonality	Polyclonal
Preservative	No Preservative
Isotype	IgG
Purity	Immunogen affinity purified
Buffer	20mM Potassium Phosphate (pH 7.0) and 0.15M NaCl
Product Description	
Host	Rabbit
Gene ID	178970
Species	C. elegans
Reactivity Notes	Caenorhabditis elegans
Immunogen	In vivo generated recombinant protein fragment
Notes	This product was created from the ModEncode Project, a part of the NHGRI, and is sold by SDIX and Novus Biologicals. These C. elegans antibodies were generated in the labs of Jason Lieb, Susan Strome, Julie Ahringer, Arshad Desai, and Abby Dernburg.
Product Application Details	
Applications	Western Blot, ELISA, Immunocytochemistry/ Immunofluorescence
Recommended Dilutions	Western Blot 1:100-1:2000, ELISA 1:100-1:2000, Immunocytochemistry/ Immunofluorescence 1:10-1:2000
Application Notes	This product is useful for ELISA, Western Blot, and Immunofluorescence.

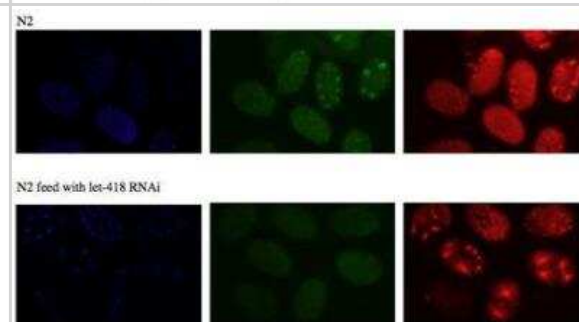


Images

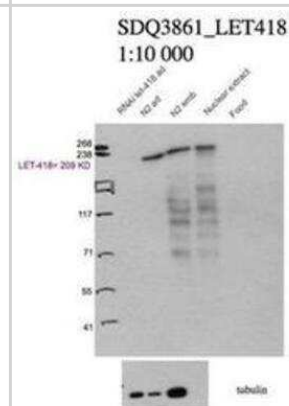
Western Blot: LET-418 Antibody [48960002] This image is specific to animal number SDQ3905 dilution 1:10000



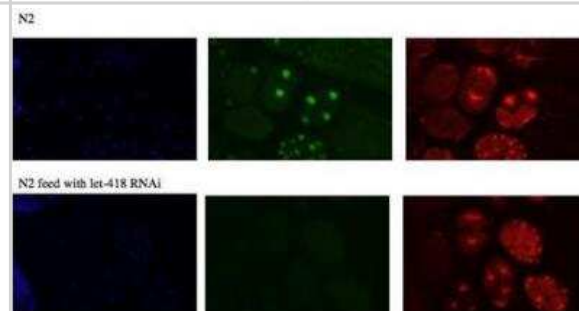
Immunocytochemistry/Immunofluorescence: LET-418 Antibody [48960002] - This image is specific to animal number SDQ3905 MeOH fixation, dilution 1:25 000



Western Blot: LET-418 Antibody [48960002] This image is specific to animal number SDQ3861 dilution 1:10000



Immunocytochemistry/Immunofluorescence: LET-418 Antibody [48960002] - This image is specific to animal number SDQ 3861 MeOH fixation, dilution 1:10 000



Publications

Kim H, Ding Y, Lu S et al. PIE-1 promotes SUMOylation and activation of HDAC1 during the *C. elegans* oogenesis bioRxiv 2020-08-18 (WB, *C. elegans*)



Novus Biologicals USA

10730 E. Briarwood Avenue
Centennial, CO 80112
USA
Phone: 303.730.1950
Toll Free: 1.888.506.6887
Fax: 303.730.1966
nb-customerservice@bio-techne.com

Bio-Techne Canada

21 Canmotor Ave
Toronto, ON M8Z 4E6
Canada
Phone: 905.827.6400
Toll Free: 855.668.8722
Fax: 905.827.6402
canada.inquires@bio-techne.com

Bio-Techne Ltd

19 Barton Lane
Abingdon Science Park
Abingdon, OX14 3NB, United Kingdom
Phone: (44) (0) 1235 529449
Free Phone: 0800 37 34 15
Fax: (44) (0) 1235 533420
info.EMEA@bio-techne.com

General Contact Information

www.novusbio.com
Technical Support: nb-technical@bio-techne.com
Orders: nb-customerservice@bio-techne.com
General: novus@novusbio.com

Limitations

This product is for research use only and is not approved for use in humans or in clinical diagnosis. Primary Antibodies are guaranteed for 1 year from date of receipt.

For more information on our 100% guarantee, please visit www.novusbio.com/guarantee

Earn gift cards/discounts by submitting a review: www.novusbio.com/reviews/submit/48960002

Earn gift cards/discounts by submitting a publication using this product:
www.novusbio.com/publications

