

Product Datasheet

LIN-61 Antibody 29590002-0.1mg

Unit Size: 0.1 mg

Store at 4C short term. Aliquot and store at -20C long term. Avoid freeze-thaw cycles.

www.novusbio.com



technical@novusbio.com

Publications: 2

Protocols, Publications, Related Products, Reviews, Research Tools and Images at:
www.novusbio.com/29590002

Updated 4/3/2021 v.20.1

Earn rewards for product
reviews and publications.

Submit a publication at www.novusbio.com/publications

Submit a review at www.novusbio.com/reviews/destination/29590002



29590002-0.1mg

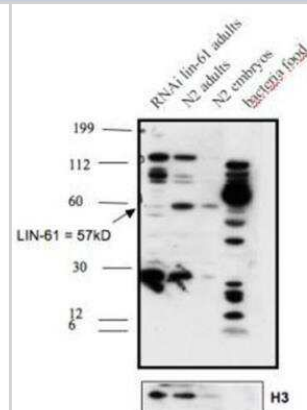
LIN-61 Antibody

Product Information	
Unit Size	0.1 mg
Concentration	Please see the vial label for concentration. If unlisted please contact technical services.
Storage	Store at 4C short term. Aliquot and store at -20C long term. Avoid freeze-thaw cycles.
Clonality	Polyclonal
Preservative	No Preservative
Isotype	IgG
Purity	Immunogen affinity purified
Buffer	20mM Potassium Phosphate (pH 7.0) and 0.15M NaCl
Product Description	
Host	Rabbit
Gene Symbol	LIN61
Species	C. elegans
Reactivity Notes	C. elegans
Specificity/Sensitivity	This antibody is specific to C. elegans LIN61
Immunogen	In vivo generated recombinant protein fragment
Notes	This product was created from the ModEncode Project, a part of the NHGRI, and is sold by SDIX and Novus Biologicals. These C. elegans antibodies were generated in the labs of Jason Lieb, Susan Strome, Julie Ahringer, Arshad Desai, and Abby Dernburg.
Product Application Details	
Applications	Western Blot, ELISA, Immunocytochemistry/ Immunofluorescence
Recommended Dilutions	Western Blot 1:100-1:2000, ELISA 1:100-1:2000, Immunocytochemistry/ Immunofluorescence 1:10-1:2000
Application Notes	This product is useful for ELISA, Western Blot, and Immunofluorescence.

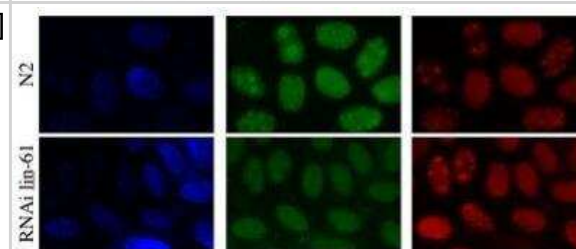


Images

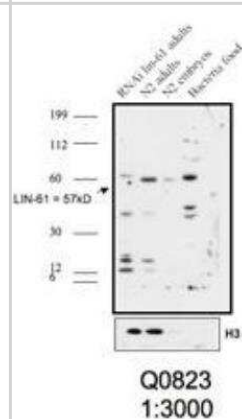
Western Blot: LIN-61 Antibody [29590002] - This image is specific to animal number Q0824 1:500 Nuclear extract validation



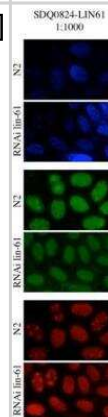
Immunocytochemistry/Immunofluorescence: LIN-61 Antibody [29590002] - This image is specific to animal number Q0824 Nuclear signal decreased after RNAi lin-61 but didn't go away completely. Antibody dilution 1:1000



Western Blot: LIN-61 Antibody [29590002] - Detection of C. elegans LIN61 at a dilution of 1:3,000. LIN61 appeared at 57 kDa. Image courtesy of University of Cambridge, Ahringer Lab.



Immunocytochemistry/Immunofluorescence: LIN-61 Antibody [29590002] - Staining of LIN 61 antibody at a dilution of 1:1,000. Image courtesy of University of Cambridge, Ahringer Lab.



Publications

Garrison C, Lastwika K, Zhang Y et al. Proteomic Analysis, Immune Dysregulation, and Pathway Interconnections With Obesity J Proteome Res. 2017-01-06 [PMID: 27769113] (MiAr)

Details:

Analysis is performed on plasma proteomic data to identify how obesity can alter pathways and to highlight the risk factor for disease in subjects with a high body mass index.

Rho JH, Lampe PD. High-throughput screening for native autoantigen-autoantibody complexes using antibody microarrays J Proteome Res. 2013-05-03 [PMID: 23541305] (MiAr)

Details:

A novel method using antibody microarrays is used to detect autoantibody-antigen complexes that can potentially be useful for detection and characterization of diseases.





Novus Biologicals USA

10730 E. Briarwood Avenue
Centennial, CO 80112
USA
Phone: 303.730.1950
Toll Free: 1.888.506.6887
Fax: 303.730.1966
nb-customerservice@bio-techne.com

Bio-Techne Canada

21 Canmotor Ave
Toronto, ON M8Z 4E6
Canada
Phone: 905.827.6400
Toll Free: 855.668.8722
Fax: 905.827.6402
canada.inquires@bio-techne.com

Bio-Techne Ltd

19 Barton Lane
Abingdon Science Park
Abingdon, OX14 3NB, United Kingdom
Phone: (44) (0) 1235 529449
Free Phone: 0800 37 34 15
Fax: (44) (0) 1235 533420
info.EMEA@bio-techne.com

General Contact Information

www.novusbio.com
Technical Support: nb-technical@bio-
techne.com
Orders: nb-customerservice@bio-techne.com
General: novus@novusbio.com

Limitations

This product is for research use only and is not approved for use in humans or in clinical diagnosis.
Primary Antibodies are guaranteed for 1 year from date of receipt.

For more information on our 100% guarantee, please visit www.novusbio.com/guarantee

Earn gift cards/discounts by submitting a review: www.novusbio.com/reviews/submit/29590002

Earn gift cards/discounts by submitting a publication using this product:
www.novusbio.com/publications

