

# Product Datasheet

## Dfna5 Antibody 28490002-0.1mg

Unit Size: 0.1 mg

Store at 4C short term. Aliquot and store at -20C long term. Avoid freeze-thaw cycles.

[www.novusbio.com](http://www.novusbio.com)



[technical@novusbio.com](mailto:technical@novusbio.com)

### Publications: 2

Protocols, Publications, Related Products, Reviews, Research Tools and Images at:  
[www.novusbio.com/28490002](http://www.novusbio.com/28490002)

Updated 4/20/2021 v.20.1

Earn rewards for product  
reviews and publications.

Submit a publication at [www.novusbio.com/publications](http://www.novusbio.com/publications)

Submit a review at [www.novusbio.com/reviews/destination/28490002](http://www.novusbio.com/reviews/destination/28490002)



**28490002-0.1mg**

Dfna5 Antibody

Product Information	
Unit Size	0.1 mg
Concentration	Please see the vial label for concentration. If unlisted please contact technical services.
Storage	Store at 4C short term. Aliquot and store at -20C long term. Avoid freeze-thaw cycles.
Clonality	Polyclonal
Preservative	No Preservative
Isotype	IgG
Purity	Immunogen affinity purified
Buffer	20mM Potassium Phosphate (pH 7.0) and 0.15M NaCl

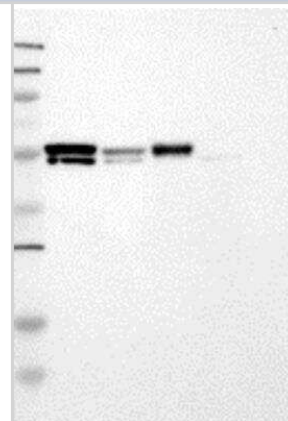
Product Description	
Host	Rabbit
Gene ID	1687
Gene Symbol	GSDME
Species	Human
Reactivity Notes	Human.
Immunogen	This antibody is specific for the C Terminus Region of the target protein.
Notes	Manufactured by SDIX's proprietary Genomic Antibody Technology <sup>®</sup> ; GAT <a href="#">FAQs</a> .

Product Application Details	
Applications	Western Blot, ELISA, Immunohistochemistry, Immunohistochemistry-Paraffin
Recommended Dilutions	Western Blot 1:100-1:2000, ELISA 1:100-1:2000, Immunohistochemistry 1:10-1:500, Immunohistochemistry-Paraffin 1:10-1:500
Application Notes	This antibody is useful in ELISA, Immunohistochemistry-Paraffin and Western Blot.

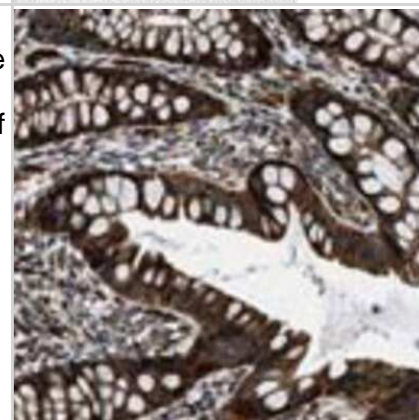


## Images

Western Blot: Dfna5 Antibody [28490002] - Samples: Lane 1: Marker [kDa]: 250, 130, 95, 72, 55, 36, 28, 17, 11 / Lane 2: RT-4 / Lane 3: U-251MG sp / Lane 4: Human Plasma / Lane 5: Liver / Lane 6: Tonsil; Target weight [kDa]: 55

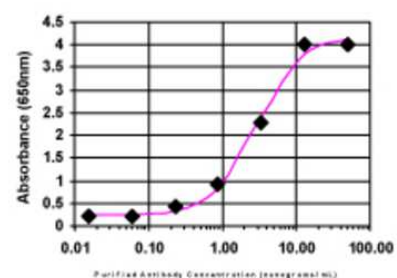


Immunohistochemistry: Dfna5 Antibody [28490002] - Most of the normal cells showed strong cytoplasmic positivity. Glial cells displayed moderate cytoplasmic staining in a fraction of cells. A majority of the malignant cells displayed moderate cytoplasmic immunoreactivity. Several cases of lymphomas, melanomas, thyroid, colorectal, ovarian, endometrial cancers and cholangiocarcinomas showed strong positivity. Image and statement courtesy of the Human Protein Atlas (HPA).



ELISA: Dfna5 Antibody [28490002] - Affinity Purified

ELISA:



The affinity purified antibody was serially diluted onto an ELISA plate coated with a recombinant protein fragment.

## Publications

Garrison C, Lastwika K, Zhang Y et al. Proteomic Analysis, Immune Dysregulation, and Pathway Interconnections With Obesity J Proteome Res. 2017-01-06 [PMID: 27769113] (MiAr)

Details:

Analysis is performed on plasma proteomic data to identify how obesity can alter pathways and to highlight the risk factor for disease in subjects with a high body mass index.

Rho JH, Lampe PD. High-throughput screening for native autoantigen-autoantibody complexes using antibody microarrays J Proteome Res. 2013-05-03 [PMID: 23541305] (MiAr)

Details:

A novel method using antibody microarrays is used to detect autoantibody-antigen complexes that can potentially be useful for detection and characterization of diseases.



### **Novus Biologicals USA**

10730 E. Briarwood Avenue  
Centennial, CO 80112  
USA

Phone: 303.730.1950  
Toll Free: 1.888.506.6887  
Fax: 303.730.1966  
novus@novusbio.com

### **Bio-Techne Canada**

21 Canmotor Ave  
Toronto, ON M8Z 4E6  
Canada

Phone: 905.827.6400  
Toll Free: 855.668.8722  
Fax: 905.827.6402  
canada.inquires@bio-techne.com

### **Bio-Techne Ltd**

19 Barton Lane  
Abingdon Science Park  
Abingdon, OX14 3NB, United Kingdom  
Phone: (44) (0) 1235 529449  
Free Phone: 0800 37 34 15  
Fax: (44) (0) 1235 533420  
info.EMEA@bio-techne.com

### **General Contact Information**

www.novusbio.com  
Technical Support: technical@novusbio.com  
Orders: orders@novusbio.com  
General: novus@novusbio.com

### **Limitations**

This product is for research use only and is not approved for use in humans or in clinical diagnosis. Primary Antibodies are guaranteed for 1 year from date of receipt.

For more information on our 100% guarantee, please visit [www.novusbio.com/guarantee](http://www.novusbio.com/guarantee)

Earn gift cards/discounts by submitting a review: [www.novusbio.com/reviews/submit/28490002](http://www.novusbio.com/reviews/submit/28490002)

Earn gift cards/discounts by submitting a publication using this product:  
[www.novusbio.com/publications](http://www.novusbio.com/publications)

