

Product Datasheet

RAR gamma/NR1B3 Antibody

NBP2-47314

Unit Size: 0.1 ml

Store at 4C short term. Aliquot and store at -20C long term. Avoid freeze-thaw cycles.

www.novusbio.com



technical@novusbio.com

Publications: 1

Protocols, Publications, Related Products, Reviews, Research Tools and Images at:
www.novusbio.com/NBP2-47314

Updated 8/9/2022 v.20.1

Earn rewards for product
reviews and publications.

Submit a publication at www.novusbio.com/publications

Submit a review at www.novusbio.com/reviews/destination/NBP2-47314



NBP2-47314**RAR gamma/NR1B3 Antibody**

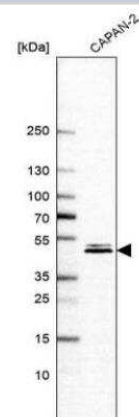
Product Information	
Unit Size	0.1 ml
Concentration	Concentrations vary lot to lot. See vial label for concentration. If unlisted please contact technical services.
Storage	Store at 4C short term. Aliquot and store at -20C long term. Avoid freeze-thaw cycles.
Clonality	Polyclonal
Preservative	0.02% Sodium Azide
Isotype	IgG
Purity	Immunogen affinity purified
Buffer	PBS (pH 7.2) and 40% Glycerol

Product Description	
Host	Rabbit
Gene ID	5916
Gene Symbol	RARG
Species	Human
Immunogen	This antibody was developed against a recombinant protein corresponding to amino acids: MATNKERLFAAGALGPGSGYPGAGFPFAFPGALRGSPPFEMLSPSFRGLGQP DLPKEMASLSVET

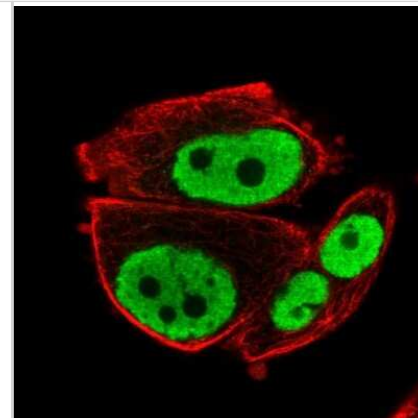
Product Application Details	
Applications	Western Blot, Immunocytochemistry/Immunofluorescence, Immunohistochemistry, Immunohistochemistry-Paraffin
Recommended Dilutions	Western Blot 0.04-0.4 ug/ml, Immunohistochemistry 1:50 - 1:200, Immunocytochemistry/Immunofluorescence 0.25-2 ug/ml, Immunohistochemistry-Paraffin 1:50 - 1:200
Application Notes	For IHC-Paraffin, HIER pH 6 retrieval is recommended. ICC/IF Fixation Permeabilization: Use PFA/Triton X-100.

Images

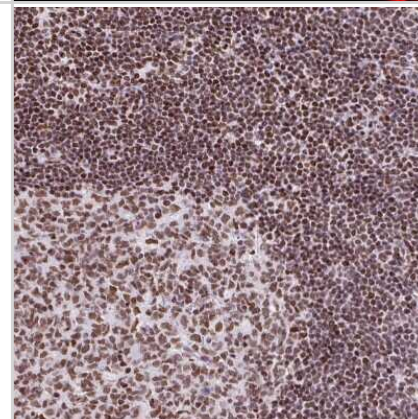
Western Blot: RAR gamma/NR1B3 Antibody [NBP2-47314] - Analysis in human cell line CAPAN-2.



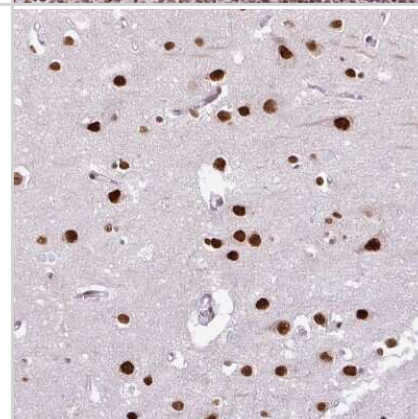
Immunocytochemistry/Immunofluorescence: RAR gamma/NR1B3 Antibody [NBP2-47314] - Staining of human cell line PC-3 shows localization to nucleoplasm. Antibody staining is shown in green.



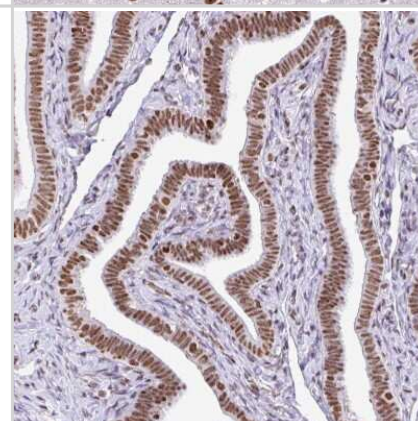
Immunohistochemistry-Paraffin: RAR gamma/NR1B3 Antibody [NBP2-47314] - Staining of human Lymph node shows strong nuclear positivity in germinal and non-germinal center cells.



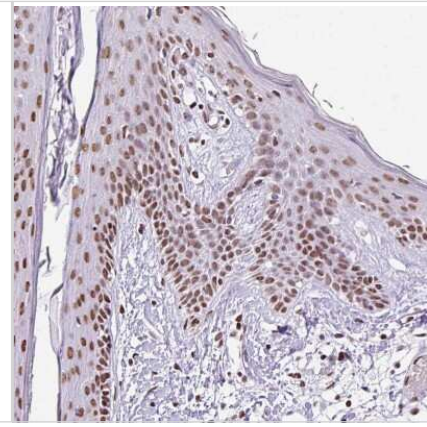
Immunohistochemistry-Paraffin: RAR gamma/NR1B3 Antibody [NBP2-47314] - Staining of human Cerebral cortex shows strong nuclear positivity in neuronal and glial cells.



Immunohistochemistry-Paraffin: RAR gamma/NR1B3 Antibody [NBP2-47314] - Staining of human Fallopian tube shows strong nuclear positivity in glandular cells.



Immunohistochemistry-Paraffin: RAR gamma/NR1B3 Antibody [NBP2-47314] - Staining of human Skin shows strong nuclear positivity in squamous epithelial cells.



Publications

Burda JE, O'Shea TM, Ao Y et al. Divergent transcriptional regulation of astrocyte reactivity across disorders Nature 2022-05-25 [PMID: 35614216] (IHC-Fr, Mouse)



Novus Biologicals USA

10730 E. Briarwood Avenue
Centennial, CO 80112
USA

Phone: 303.730.1950
Toll Free: 1.888.506.6887
Fax: 303.730.1966
novus@novusbio.com

Bio-Techne Canada

21 Canmotor Ave
Toronto, ON M8Z 4E6
Canada

Phone: 905.827.6400
Toll Free: 855.668.8722
Fax: 905.827.6402
canada.inquires@bio-techne.com

Bio-Techne Ltd

19 Barton Lane
Abingdon Science Park
Abingdon, OX14 3NB, United Kingdom
Phone: (44) (0) 1235 529449
Free Phone: 0800 37 34 15
Fax: (44) (0) 1235 533420
info.EMEA@bio-techne.com

General Contact Information

www.novusbio.com
Technical Support: technical@novusbio.com
Orders: orders@novusbio.com
General: novus@novusbio.com

Limitations

This product is for research use only and is not approved for use in humans or in clinical diagnosis. Primary Antibodies are guaranteed for 1 year from date of receipt.

For more information on our 100% guarantee, please visit www.novusbio.com/guarantee

Earn gift cards/discounts by submitting a review: www.novusbio.com/reviews/submit/NBP2-47314

Earn gift cards/discounts by submitting a publication using this product:
www.novusbio.com/publications

