

Product Datasheet

Glutamine Synthetase Antibody (CL3013) - BSA Free NBP2-46645

Unit Size: 0.1 ml

Store at 4C short term. Aliquot and store at -20C long term. Avoid freeze-thaw cycles.

www.novusbio.com



technical@novusbio.com

Protocols, Publications, Related Products, Reviews, Research Tools and Images at:
www.novusbio.com/NBP2-46645

Updated 9/9/2025 v.20.1

Earn rewards for product
reviews and publications.

Submit a publication at www.novusbio.com/publications

Submit a review at www.novusbio.com/reviews/destination/NBP2-46645



NBP2-46645**Glutamine Synthetase Antibody (CL3013) - BSA Free**

Product Information	
Unit Size	0.1 ml
Concentration	Concentrations vary lot to lot. See vial label for concentration. If unlisted please contact technical services.
Storage	Store at 4C short term. Aliquot and store at -20C long term. Avoid freeze-thaw cycles.
Clonality	Monoclonal
Clone	CL3013
Preservative	0.02% Sodium Azide
Isotype	IgG2a
Purity	Protein A purified
Buffer	PBS (pH 7.2) and 40% Glycerol

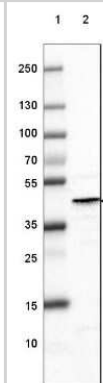
Product Description	
Description	Novus Biologicals Mouse Glutamine Synthetase Antibody (CL3013) - BSA Free (NBP2-46645) is a monoclonal antibody validated for use in IHC and WB. All Novus Biologicals antibodies are covered by our 100% guarantee.
Host	Mouse
Gene ID	2752
Gene Symbol	GLUL
Species	Human, Mouse, Rat
Reactivity Notes	Please note that this antibody is reactive to Mouse and derived from the same host, Mouse. Mouse-On-Mouse blocking reagent may be needed for IHC and ICC experiments to reduce high background signal. You can find these reagents under catalog numbers PK-2200-NB and MP-2400-NB. Please contact Technical Support if you have any questions
Immunogen	This antibody was developed using a recombinant protein derived from P15104, with the exact immunogen sequence remaining proprietary.

Product Application Details	
Applications	Western Blot, Immunohistochemistry-Paraffin, Immunohistochemistry
Recommended Dilutions	Western Blot 1 ug/ml, Immunohistochemistry 1:200 - 1:500, Immunohistochemistry-Paraffin 1:200 - 1:500
Application Notes	For IHC-Paraffin, HIER pH 6 retrieval is recommended.

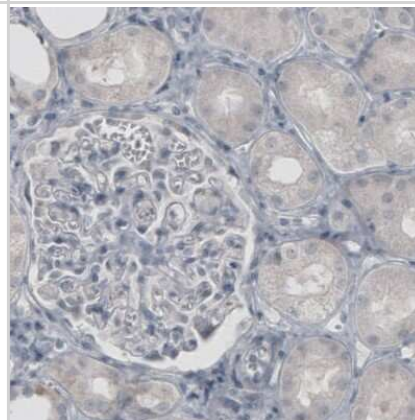


Images

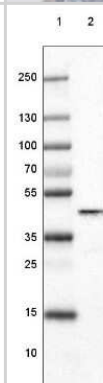
Western Blot: Glutamine Synthetase Antibody (3013) [NBP2-46645] - Lane 1: Marker [kDa] 250, 130, 100, 70, 55, 35, 25, 15, 10. Lane 2: Mouse Cerebral Cortex tissue



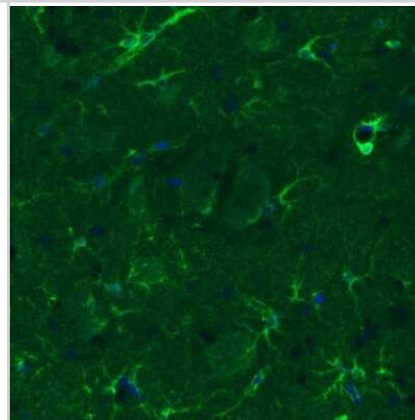
Immunohistochemistry-Paraffin: Glutamine Synthetase Antibody (3013) [NBP2-46645] - Staining of human kidney shows absence of immunoreactivity (negative control).



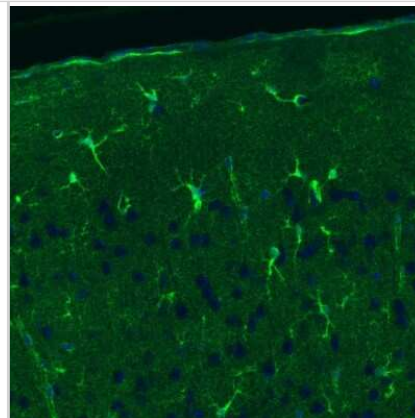
Western Blot: Glutamine Synthetase Antibody (3013) [NBP2-46645] - Lane 1: Marker [kDa] 250, 130, 100, 70, 55, 35, 25, 15, 10. Lane 2: Human Cerebral Cortex tissue



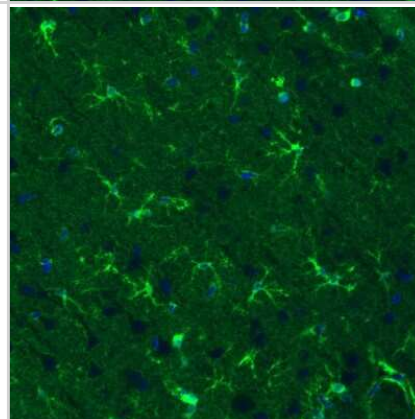
Immunohistochemistry: Glutamine Synthetase Antibody (3013) [NBP2-46645] - Staining of rat striatum shows moderate immunoreactivity in a subset of astrocytes.



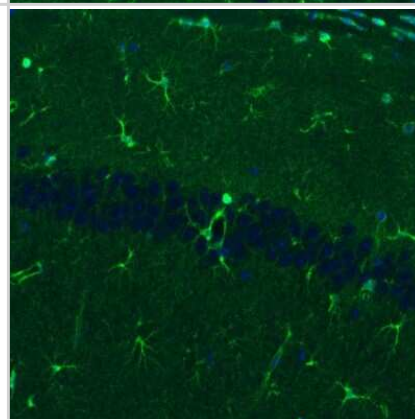
Immunohistochemistry: Glutamine Synthetase Antibody (3013) [NBP2-46645] - Staining of rat cerebral cortex shows positivity in a subset of astrocytes.



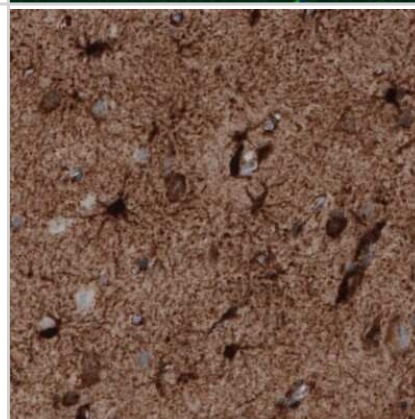
Immunohistochemistry: Glutamine Synthetase Antibody (3013) [NBP2-46645] - Staining of rat cerebral cortex shows positivity in a subset of astrocytes.



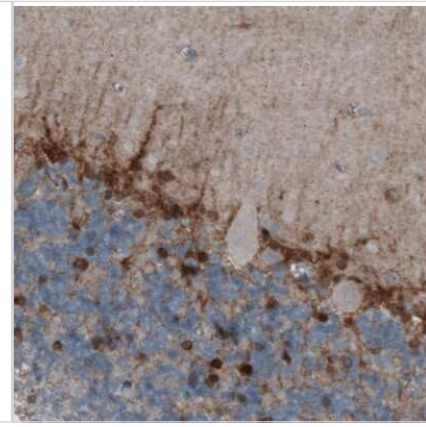
Immunohistochemistry: Glutamine Synthetase Antibody (3013) [NBP2-46645] - Staining of mouse hippocampal formation shows positivity in a subset of astrocytes.



Immunohistochemistry-Paraffin: Glutamine Synthetase Antibody (3013) [NBP2-46645] - Staining of human cerebral cortex shows strong immunoreactivity in astrocytes.



Immunohistochemistry-Paraffin: Glutamine Synthetase Antibody (3013) [NBP2-46645] - Staining of human cerebellum shows positivity in glial cells.





Novus Biologicals USA

10730 E. Briarwood Avenue
Centennial, CO 80112
USA
Phone: 303.730.1950
Toll Free: 1.888.506.6887
Fax: 303.730.1966
nb-customerservice@bio-techne.com

Bio-Techne Canada

21 Canmotor Ave
Toronto, ON M8Z 4E6
Canada
Phone: 905.827.6400
Toll Free: 855.668.8722
Fax: 905.827.6402
canada.inquires@bio-techne.com

Bio-Techne Ltd

19 Barton Lane
Abingdon Science Park
Abingdon, OX14 3NB, United Kingdom
Phone: (44) (0) 1235 529449
Free Phone: 0800 37 34 15
Fax: (44) (0) 1235 533420
info.EMEA@bio-techne.com

General Contact Information

www.novusbio.com
Technical Support: nb-technical@bio-techne.com
Orders: nb-customerservice@bio-techne.com
General: novus@novusbio.com

Products Related to NBP2-46645

HAF007	Goat anti-Mouse IgG Secondary Antibody [HRP]
NB720-B	Rabbit anti-Mouse IgG (H+L) Secondary Antibody [Biotin]
NBP1-96778	Mouse IgG2a Isotype Control (M2A)
NBP2-52376-0.02mg	Recombinant Human Glutamine Synthetase Protein

Limitations

This product is for research use only and is not approved for use in humans or in clinical diagnosis. Primary Antibodies are guaranteed for 1 year from date of receipt.

For more information on our 100% guarantee, please visit www.novusbio.com/guarantee

Earn gift cards/discounts by submitting a review: www.novusbio.com/reviews/submit/NBP2-46645

Earn gift cards/discounts by submitting a publication using this product:
www.novusbio.com/publications

