

# Product Datasheet

## SERBP1 Antibody (OTI5G2)

### NBP2-45763

Unit Size: 0.1 ml

Store at -20C. Avoid freeze-thaw cycles.

[www.novusbio.com](http://www.novusbio.com)



[technical@novusbio.com](mailto:technical@novusbio.com)

Protocols, Publications, Related Products, Reviews, Research Tools and Images at:  
[www.novusbio.com/NBP2-45763](http://www.novusbio.com/NBP2-45763)

Updated 9/9/2025 v.20.1

Earn rewards for product  
reviews and publications.

Submit a publication at [www.novusbio.com/publications](http://www.novusbio.com/publications)

Submit a review at [www.novusbio.com/reviews/destination/NBP2-45763](http://www.novusbio.com/reviews/destination/NBP2-45763)



**NBP2-45763**

SERBP1 Antibody (OTI5G2)

**Product Information**

<b>Unit Size</b>	0.1 ml
<b>Concentration</b>	1 mg/ml
<b>Storage</b>	Store at -20C. Avoid freeze-thaw cycles.
<b>Clonality</b>	Monoclonal
<b>Clone</b>	OTI5G2
<b>Preservative</b>	0.02% Sodium Azide
<b>Isotype</b>	IgG2a
<b>Purity</b>	Immunogen affinity purified
<b>Buffer</b>	PBS (pH 7.3), 1.0% BSA and 50% Glycerol
<b>Target Molecular Weight</b>	44.1 kDa

**Product Description**

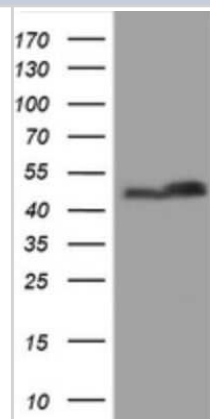
<b>Description</b>	Novus Biologicals Mouse SERBP1 Antibody (OTI5G2) (NBP2-45763) is a monoclonal antibody validated for use in IHC and WB. All Novus Biologicals antibodies are covered by our 100% guarantee.
<b>Host</b>	Mouse
<b>Gene ID</b>	26135
<b>Gene Symbol</b>	SERBP1
<b>Species</b>	Human, Mouse
<b>Reactivity Notes</b>	Please note that this antibody is reactive to Mouse and derived from the same host, Mouse. Mouse-On-Mouse blocking reagent may be needed for IHC and ICC experiments to reduce high background signal. You can find these reagents under catalog numbers PK-2200-NB and MP-2400-NB. Please contact Technical Support if you have any questions.
<b>Immunogen</b>	Human recombinant protein fragment corresponding to amino acids 1-262 of human SERBP1 (NP_001018078) produced in E.coli.

**Product Application Details**

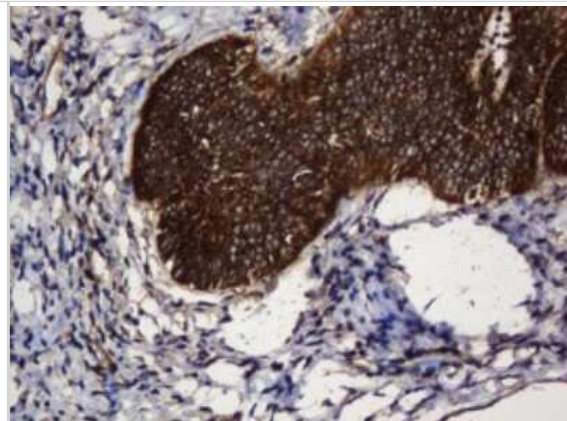
<b>Applications</b>	Western Blot, Immunohistochemistry-Paraffin, Immunohistochemistry
<b>Recommended Dilutions</b>	Western Blot 1:2000, Immunohistochemistry 1:150, Immunohistochemistry-Paraffin

**Images**

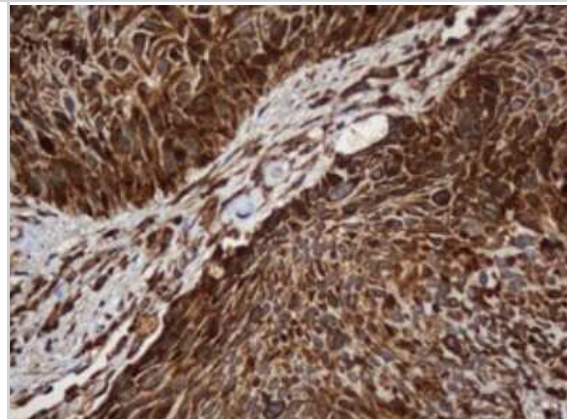
Western Blot: SERBP1 Antibody (5G2) [NBP2-45763] - Analysis of HEK293T cells were transfected with the pCMV6-ENTRY control (Left lane) or pCMV6-ENTRY SERBP1.



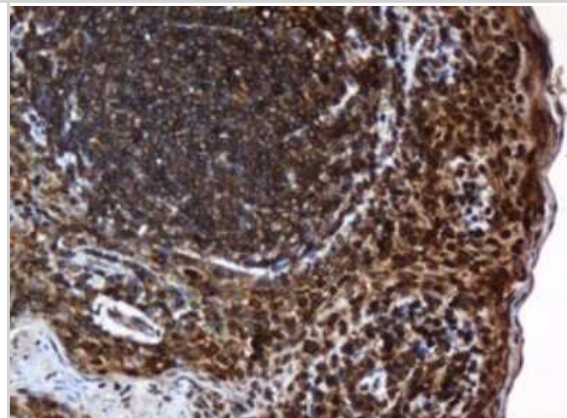
Immunohistochemistry: SERBP1 Antibody (5G2) [NBP2-45763] -  
Analysis of Human endometrium tissue. (Heat-induced epitope retrieval  
by 10mM citric buffer, pH6.0, 120C for 3min)



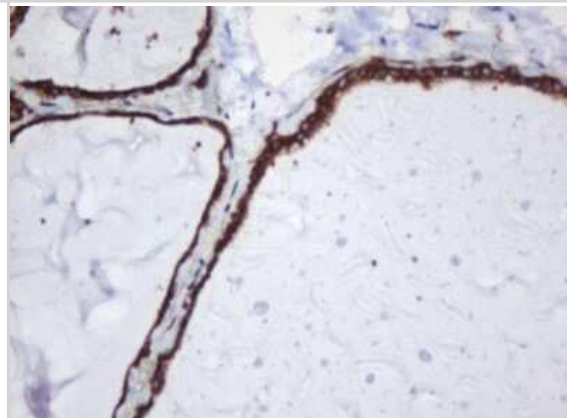
Immunohistochemistry: SERBP1 Antibody (5G2) [NBP2-45763] -  
Analysis of Carcinoma of Human lung tissue.(Heat-induced epitope  
retrieval by 10mM citric buffer, pH6.0, 120C for 3min)



Immunohistochemistry: SERBP1 Antibody (5G2) [NBP2-45763] -  
Analysis of Human tonsil tissue. (Heat-induced epitope retrieval by  
10mM citric buffer, pH6.0, 120C for 3min)

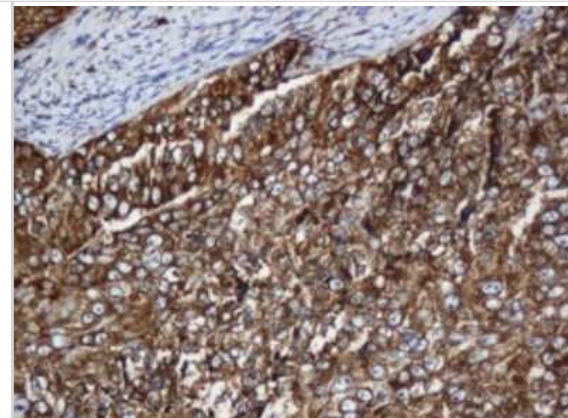


Immunohistochemistry: SERBP1 Antibody (5G2) [NBP2-45763] -  
Analysis of Human thyroid tissue. (Heat-induced epitope retrieval by  
10mM citric buffer, pH6.0, 120C for 3min)

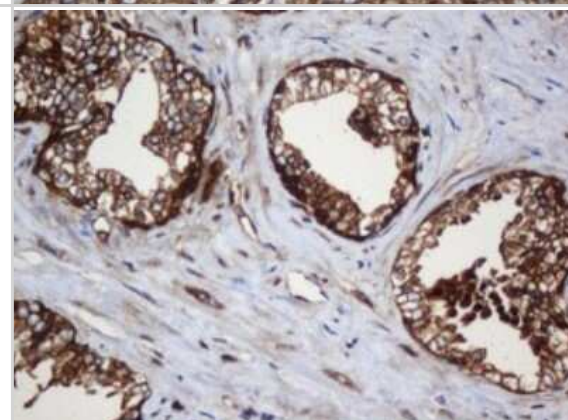




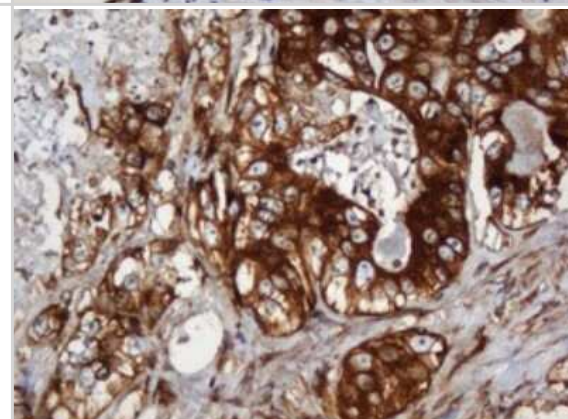
Immunohistochemistry: SERBP1 Antibody (5G2) [NBP2-45763] - Analysis of Adenocarcinoma of Human endometrium tissue. (Heat-induced epitope retrieval by 10mM citric buffer, pH6.0, 120C for 3min)



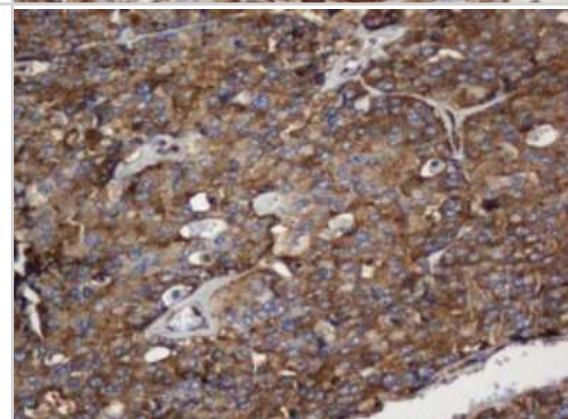
Immunohistochemistry: SERBP1 Antibody (5G2) [NBP2-45763] - Analysis of Carcinoma of Human prostate tissue. (Heat-induced epitope retrieval by 10mM citric buffer, pH6.0, 120C for 3min)



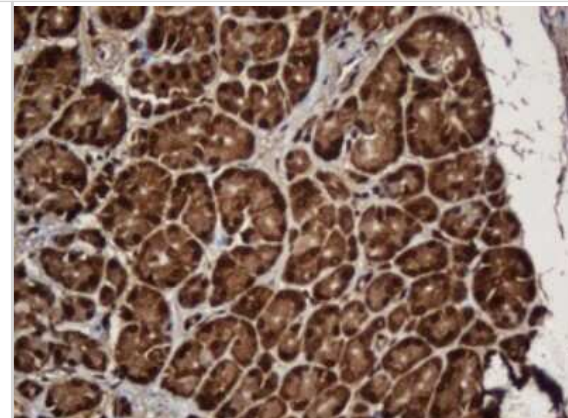
Immunohistochemistry: SERBP1 Antibody (5G2) [NBP2-45763] - Analysis of Adenocarcinoma of Human colon tissue. (Heat-induced epitope retrieval by 10mM citric buffer, pH6.0, 120C for 3min)



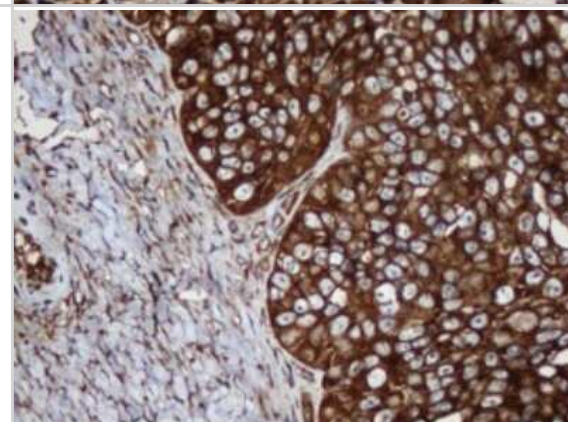
Immunohistochemistry: SERBP1 Antibody (5G2) [NBP2-45763] - Analysis of Carcinoma of Human thyroid tissue. (Heat-induced epitope retrieval by 10mM citric buffer, pH6.0, 120C for 3min)



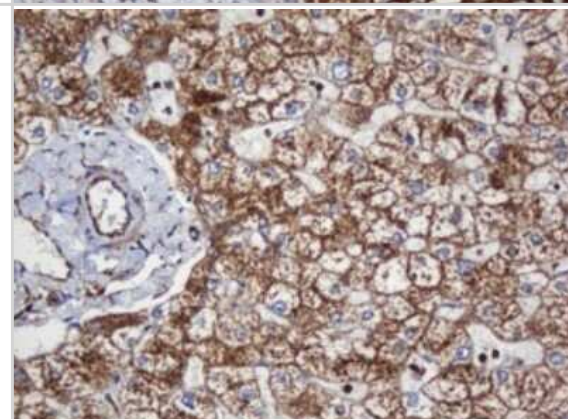
Immunohistochemistry: SERBP1 Antibody (5G2) [NBP2-45763] -  
Analysis of Human pancreas tissue. (Heat-induced epitope retrieval by  
10mM citric buffer, pH6.0, 120C for 3min)



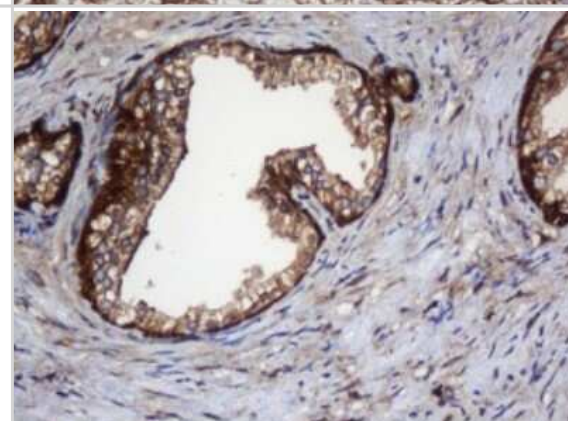
Immunohistochemistry: SERBP1 Antibody (5G2) [NBP2-45763] -  
Analysis of Adenocarcinoma of Human ovary tissue. (Heat-induced  
epitope retrieval by 10mM citric buffer, pH6.0, 120C for 3min)



Immunohistochemistry: SERBP1 Antibody (5G2) [NBP2-45763] -  
Analysis of Human liver tissue. (Heat-induced epitope retrieval by 10mM  
citric buffer, pH6.0, 120C for 3min)

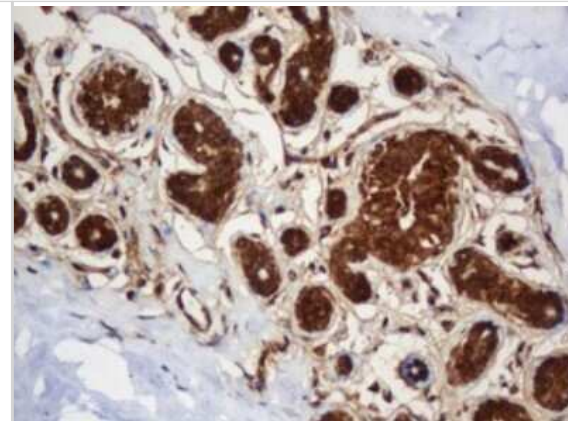


Immunohistochemistry: SERBP1 Antibody (5G2) [NBP2-45763] -  
Analysis of Human prostate tissue. (Heat-induced epitope retrieval by  
10mM citric buffer, pH6.0, 120C for 3min)

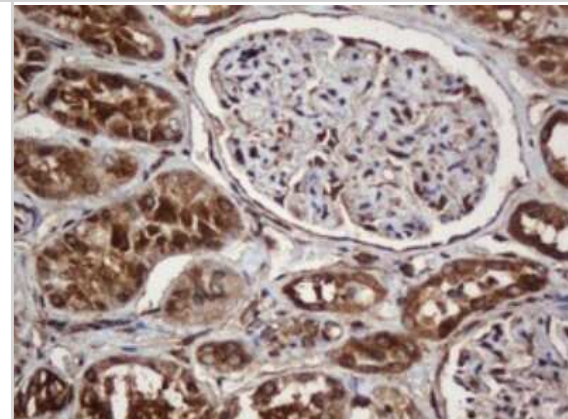




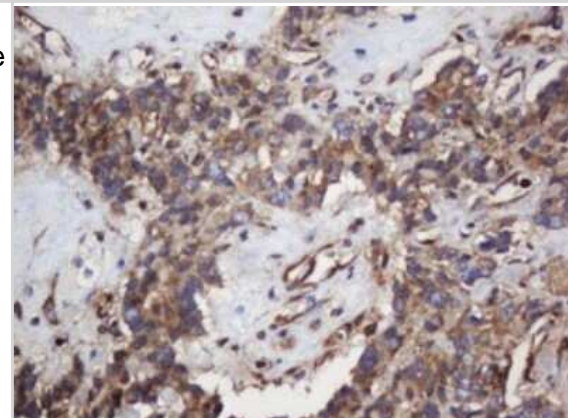
Immunohistochemistry: SERBP1 Antibody (5G2) [NBP2-45763] -  
Analysis of Human breast tissue. (Heat-induced epitope retrieval by  
10mM citric buffer, pH6.0, 120C for 3min)



Immunohistochemistry: SERBP1 Antibody (5G2) [NBP2-45763] -  
Analysis of Human Kidney tissue. (Heat-induced epitope retrieval by  
10mM citric buffer, pH6.0, 120C for 3min)



Immunohistochemistry: SERBP1 Antibody (5G2) [NBP2-45763] -  
Analysis of Carcinoma of Human pancreas tissue. (Heat-induced epitope  
retrieval by 10mM citric buffer, pH6.0, 120C for 3min)





### **Novus Biologicals USA**

10730 E. Briarwood Avenue  
Centennial, CO 80112  
USA  
Phone: 303.730.1950  
Toll Free: 1.888.506.6887  
Fax: 303.730.1966  
nb-customerservice@bio-techne.com

### **Bio-Techne Canada**

21 Canmotor Ave  
Toronto, ON M8Z 4E6  
Canada  
Phone: 905.827.6400  
Toll Free: 855.668.8722  
Fax: 905.827.6402  
canada.inquires@bio-techne.com

### **Bio-Techne Ltd**

19 Barton Lane  
Abingdon Science Park  
Abingdon, OX14 3NB, United Kingdom  
Phone: (44) (0) 1235 529449  
Free Phone: 0800 37 34 15  
Fax: (44) (0) 1235 533420  
info.EMEA@bio-techne.com

### **General Contact Information**

[www.novusbio.com](http://www.novusbio.com)  
Technical Support: nb-technical@bio-techne.com  
Orders: nb-customerservice@bio-techne.com  
General: novus@novusbio.com

### **Products Related to NBP2-45763**

HAF007	Goat anti-Mouse IgG Secondary Antibody [HRP]
NB720-B	Rabbit anti-Mouse IgG (H+L) Secondary Antibody [Biotin]
NBP1-96778	Mouse IgG2a Isotype Control (M2A)
H00026135-P01-10ug	Recombinant Human SERBP1 GST (N-Term) Protein

### **Limitations**

This product is for research use only and is not approved for use in humans or in clinical diagnosis. Primary Antibodies are guaranteed for 1 year from date of receipt.

For more information on our 100% guarantee, please visit [www.novusbio.com/guarantee](http://www.novusbio.com/guarantee)

Earn gift cards/discounts by submitting a review: [www.novusbio.com/reviews/submit/NBP2-45763](http://www.novusbio.com/reviews/submit/NBP2-45763)

Earn gift cards/discounts by submitting a publication using this product:  
[www.novusbio.com/publications](http://www.novusbio.com/publications)

