

Product Datasheet

CATIP Antibody (OTI4B4) NBP2-45568

Unit Size: 0.1 ml

Store at -20C. Avoid freeze-thaw cycles.

www.novusbio.com



technical@novusbio.com

Protocols, Publications, Related Products, Reviews, Research Tools and Images at:
www.novusbio.com/NBP2-45568

Updated 9/9/2025 v.20.1

Earn rewards for product
reviews and publications.

Submit a publication at www.novusbio.com/publications

Submit a review at www.novusbio.com/reviews/destination/NBP2-45568



NBP2-45568

CATIP Antibody (OTI4B4)

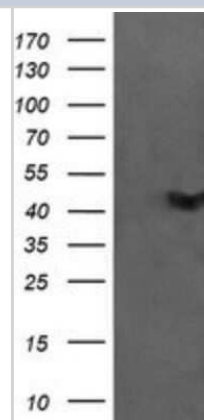
Product Information	
Unit Size	0.1 ml
Concentration	1 mg/ml
Storage	Store at -20C. Avoid freeze-thaw cycles.
Clonality	Monoclonal
Clone	OTI4B4
Preservative	0.02% Sodium Azide
Isotype	IgG2a
Purity	Immunogen affinity purified
Buffer	PBS (pH 7.3), 1.0% BSA and 50% Glycerol
Target Molecular Weight	43.7 kDa

Product Description	
Description	Novus Biologicals Mouse CATIP Antibody (OTI4B4) (NBP2-45568) is a monoclonal antibody validated for use in IHC, WB and ICC/IF. All Novus Biologicals antibodies are covered by our 100% guarantee.
Host	Mouse
Gene ID	375307
Gene Symbol	CATIP
Species	Human, Mouse, Rat, Canine, Monkey
Reactivity Notes	Please note that this antibody is reactive to Mouse and derived from the same host, Mouse. Mouse-On-Mouse blocking reagent may be needed for IHC and ICC experiments to reduce high background signal. You can find these reagents under catalog numbers PK-2200-NB and MP-2400-NB. Please contact Technical Support if you have any questions.
Immunogen	Full length human recombinant protein of human C2orf62(NP_940961) produced in HEK293T cell.

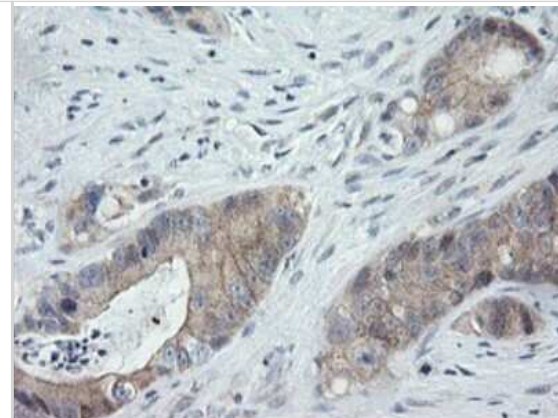
Product Application Details	
Applications	Western Blot, Immunohistochemistry-Paraffin, Immunocytochemistry/Immunofluorescence, Immunohistochemistry
Recommended Dilutions	Western Blot 1:2000, Immunohistochemistry 1:150, Immunocytochemistry/Immunofluorescence 1:100, Immunohistochemistry-Paraffin

Images

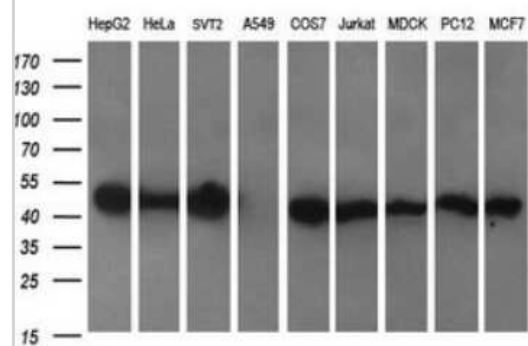
Western Blot: CATIP Antibody (OTI4B4) [NBP2-45568] - Analysis of HEK293T cells were transfected with the pCMV6-ENTRY control (Left lane) or pCMV6-ENTRY C2orf62 .



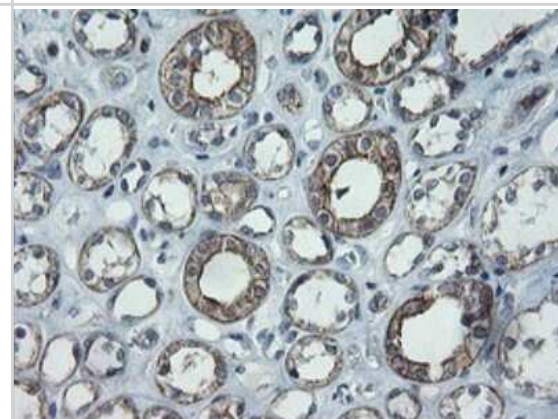
Immunohistochemistry: CATIP Antibody (OTI4B4) [NBP2-45568] - Analysis of Adenocarcinoma of Human colon tissue.



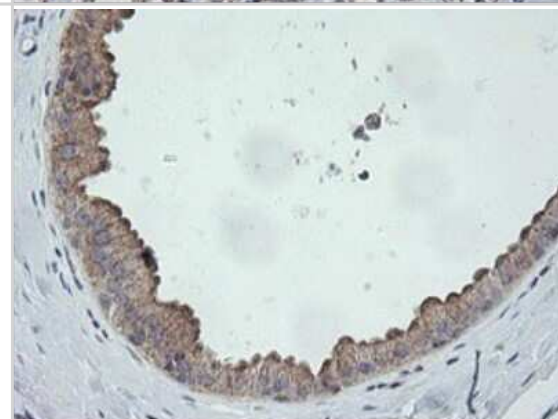
Western Blot: CATIP Antibody (OTI4B4) [NBP2-45568] - Analysis of extracts (35ug) from 9 different cell lines by using C2orf62 monoclonal antibody (HepG2: human; HeLa: human; SVT2: mouse; A549: human; COS7: monkey; Jurkat: human; MDCK: canine; PC12: rat; MCF7: human)



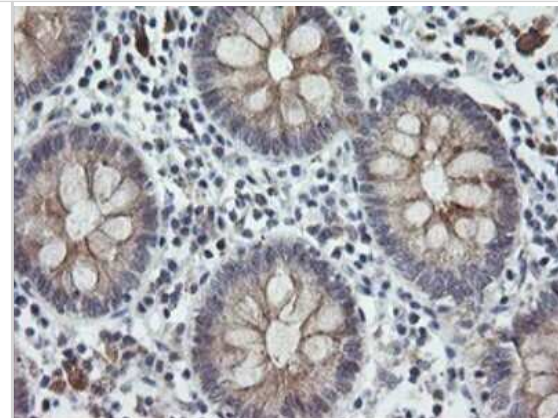
Immunohistochemistry: CATIP Antibody (OTI4B4) [NBP2-45568] - Analysis of Human Kidney tissue.



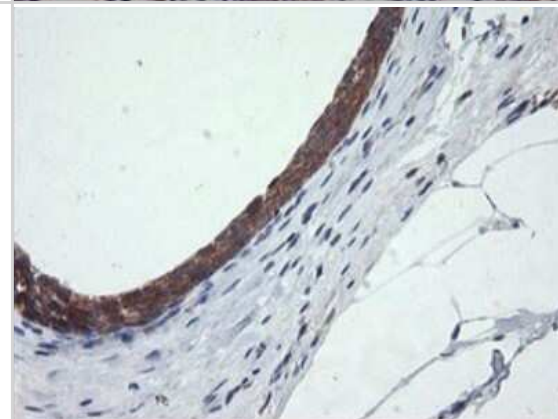
Immunohistochemistry: CATIP Antibody (OTI4B4) [NBP2-45568] - Analysis of Human breast tissue.



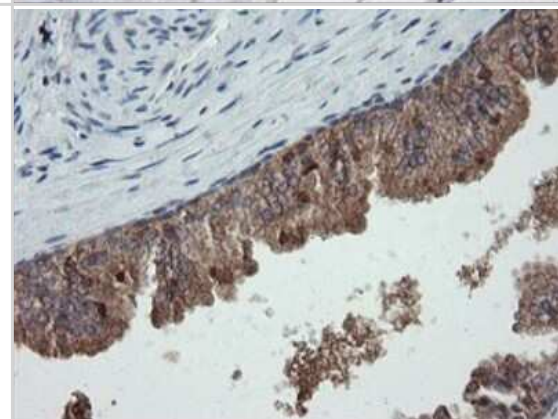
Immunohistochemistry: CATIP Antibody (OTI4B4) [NBP2-45568] - Analysis of Human colon tissue.



Immunohistochemistry: CATIP Antibody (OTI4B4) [NBP2-45568] - Analysis of Human bladder tissue.



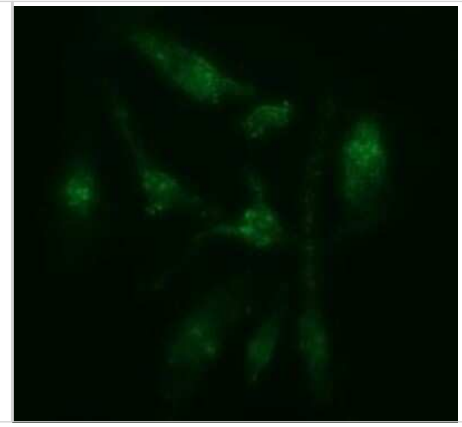
Immunohistochemistry: CATIP Antibody (OTI4B4) [NBP2-45568] - Analysis of Human prostate tissue.



Immunofluorescence: CATIP Antibody (OTI4B4) [NBP2-45568] - Analysis of COS7 cells transiently transfected by pCMV6-ENTRY C2orf62.



Immunofluorescence: CATIP Antibody (OTI4B4) [NBP2-45568] -
Analysis of HeLa cells.





Novus Biologicals USA

10730 E. Briarwood Avenue
Centennial, CO 80112
USA
Phone: 303.730.1950
Toll Free: 1.888.506.6887
Fax: 303.730.1966
nb-customerservice@bio-techne.com

Bio-Techne Canada

21 Canmotor Ave
Toronto, ON M8Z 4E6
Canada
Phone: 905.827.6400
Toll Free: 855.668.8722
Fax: 905.827.6402
canada.inquires@bio-techne.com

Bio-Techne Ltd

19 Barton Lane
Abingdon Science Park
Abingdon, OX14 3NB, United Kingdom
Phone: (44) (0) 1235 529449
Free Phone: 0800 37 34 15
Fax: (44) (0) 1235 533420
info.EMEA@bio-techne.com

General Contact Information

www.novusbio.com
Technical Support: nb-technical@bio-techne.com
Orders: nb-customerservice@bio-techne.com
General: novus@novusbio.com

Products Related to NBP2-45568

HAF007	Goat anti-Mouse IgG Secondary Antibody [HRP]
NB720-B	Rabbit anti-Mouse IgG (H+L) Secondary Antibody [Biotin]
NBP1-96778	Mouse IgG2a Isotype Control (M2A)
H00375307-P01-10ug	Recombinant Human CATIP GST (N-Term) Protein

Limitations

This product is for research use only and is not approved for use in humans or in clinical diagnosis. Primary Antibodies are guaranteed for 1 year from date of receipt.

For more information on our 100% guarantee, please visit www.novusbio.com/guarantee

Earn gift cards/discounts by submitting a review: www.novusbio.com/reviews/submit/NBP2-45568

Earn gift cards/discounts by submitting a publication using this product:
www.novusbio.com/publications

