

# Product Datasheet

## VEGF-C Antibody (OTI4A1)

### NBP2-45404

Unit Size: 0.1 ml

Store at -20C. Avoid freeze-thaw cycles.

[www.novusbio.com](http://www.novusbio.com)



[technical@novusbio.com](mailto:technical@novusbio.com)

Protocols, Publications, Related Products, Reviews, Research Tools and Images at:  
[www.novusbio.com/NBP2-45404](http://www.novusbio.com/NBP2-45404)

Updated 9/9/2025 v.20.1

Earn rewards for product  
reviews and publications.

Submit a publication at [www.novusbio.com/publications](http://www.novusbio.com/publications)

Submit a review at [www.novusbio.com/reviews/destination/NBP2-45404](http://www.novusbio.com/reviews/destination/NBP2-45404)



**NBP2-45404**

VEGF-C Antibody (OTI4A1)

**Product Information**

<b>Unit Size</b>	0.1 ml
<b>Concentration</b>	1 mg/ml
<b>Storage</b>	Store at -20C. Avoid freeze-thaw cycles.
<b>Clonality</b>	Monoclonal
<b>Clone</b>	OTI4A1
<b>Preservative</b>	0.02% Sodium Azide
<b>Isotype</b>	IgG1
<b>Purity</b>	Immunogen affinity purified
<b>Buffer</b>	PBS (pH 7.3), 1.0% BSA and 50% Glycerol
<b>Target Molecular Weight</b>	46.7 kDa

**Product Description**


<b>Description</b>	Novus Biologicals Mouse VEGF-C Antibody (OTI4A1) (NBP2-45404) is a monoclonal antibody validated for use in IHC and WB. All Novus Biologicals antibodies are covered by our 100% guarantee.
<b>Host</b>	Mouse
<b>Gene ID</b>	7424
<b>Gene Symbol</b>	VEGFC
<b>Species</b>	Human, Mouse, Rat
<b>Reactivity Notes</b>	Please note that this antibody is reactive to Mouse and derived from the same host, Mouse. Mouse-On-Mouse blocking reagent may be needed for IHC and ICC experiments to reduce high background signal. You can find these reagents under catalog numbers PK-2200-NB and MP-2400-NB. Please contact Technical Support if you have any questions.
<b>Immunogen</b>	Human recombinant protein fragment corresponding to amino acids 112-227 of human VEGFC (NP_005420) produced in E.coli.

**Product Application Details**

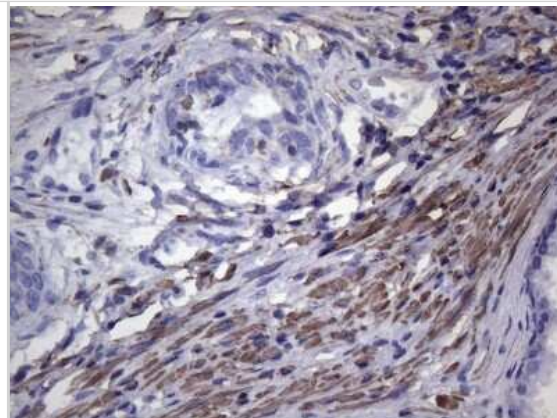
<b>Applications</b>	Western Blot, Immunohistochemistry-Paraffin, Immunohistochemistry
<b>Recommended Dilutions</b>	Western Blot 1:200, Immunohistochemistry, Immunohistochemistry-Paraffin

**Images**

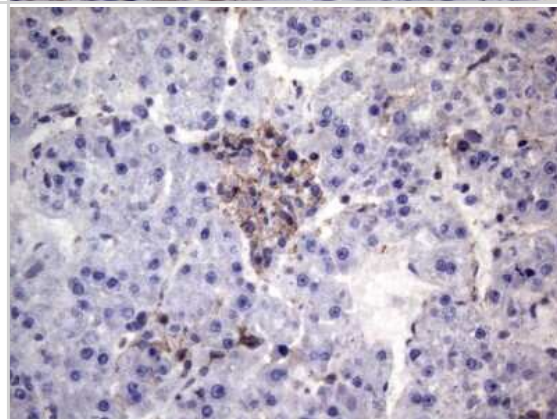
Western Blot: VEGF-C Antibody (OTI4A1) [NBP2-45404] - Analysis of HEK293T cells were transfected with the pCMV6-ENTRY control (Left lane) or pCMV6-ENTRY VEGF-C.



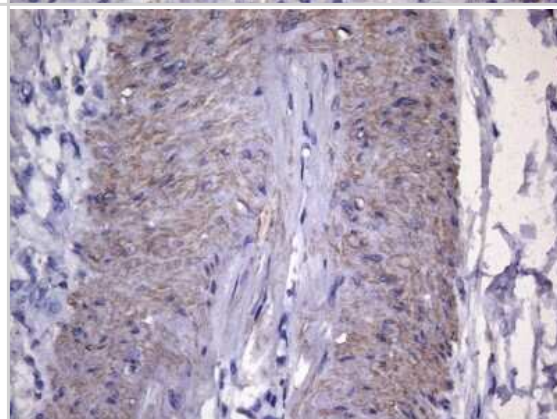
Immunohistochemistry-Paraffin: VEGF-C Antibody (OTI4A1) [NBP2-45404] - Staining of paraffin-embedded Human prostate tissue within the normal limits using anti-VEGFC mouse monoclonal antibody. (Heat-induced epitope retrieval by 1mM EDTA in 10mM Tris buffer (pH8.5) at 120C for 3min) (1:150)



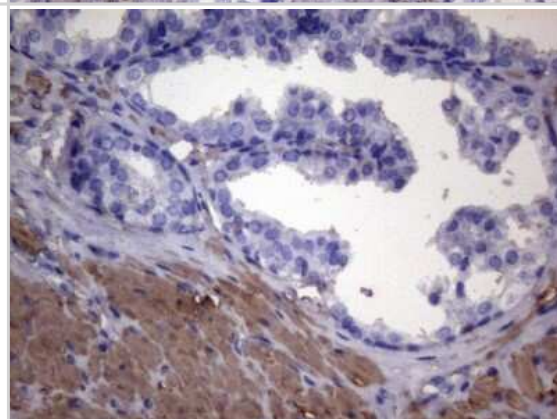
Immunohistochemistry-Paraffin: VEGF-C Antibody (OTI4A1) [NBP2-45404] - Staining of paraffin-embedded Carcinoma of Human liver tissue using anti-VEGFC mouse monoclonal antibody. (Heat-induced epitope retrieval by 1mM EDTA in 10mM Tris buffer (pH8.5) at 120C for 3min) (1:150)



Immunohistochemistry-Paraffin: VEGF-C Antibody (OTI4A1) [NBP2-45404] - Staining of paraffin-embedded Carcinoma of Human pancreas tissue using anti-VEGFC mouse monoclonal antibody. (Heat-induced epitope retrieval by 1mM EDTA in 10mM Tris buffer (pH8.5) at 120C for 3min) (1:150)

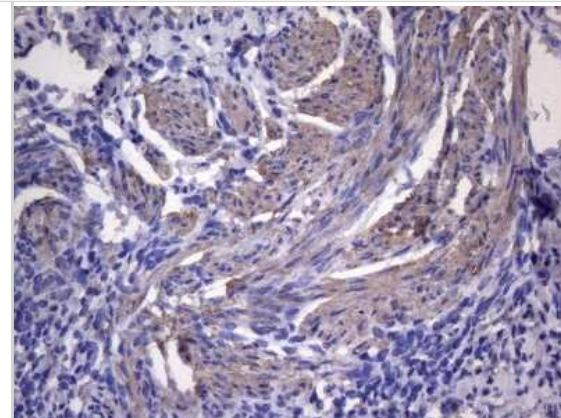


Immunohistochemistry-Paraffin: VEGF-C Antibody (OTI4A1) [NBP2-45404] - Staining of paraffin-embedded Carcinoma of Human prostate tissue using anti-VEGFC mouse monoclonal antibody. (Heat-induced epitope retrieval by 1mM EDTA in 10mM Tris buffer (pH8.5) at 120C for 3min) (1:150)

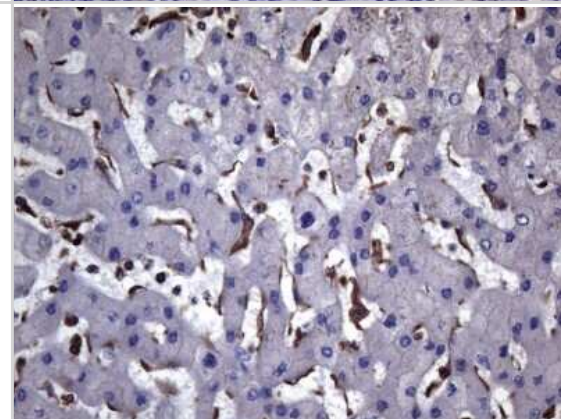




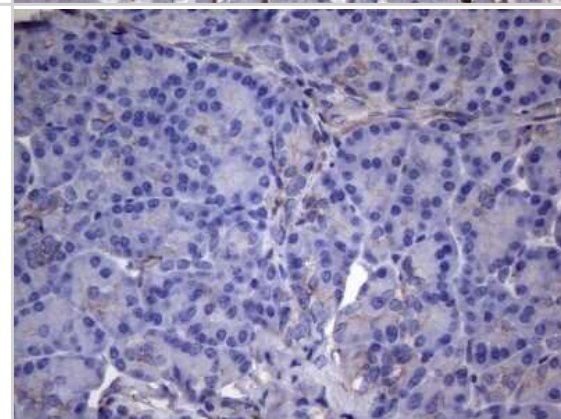
Immunohistochemistry-Paraffin: VEGF-C Antibody (OTI4A1) [NBP2-45404] - Staining of paraffin-embedded Human endometrium tissue within the normal limits using anti-VEGFC mouse monoclonal antibody. (Heat-induced epitope retrieval by 1mM EDTA in 10mM Tris buffer (pH8.5) at 120C for 3min) (1:150)



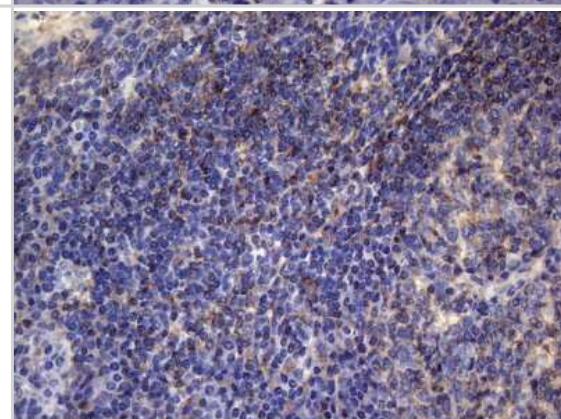
Immunohistochemistry-Paraffin: VEGF-C Antibody (OTI4A1) [NBP2-45404] - Staining of paraffin-embedded Human liver tissue within the normal limits using anti-VEGFC mouse monoclonal antibody. (Heat-induced epitope retrieval by 1mM EDTA in 10mM Tris buffer (pH8.5) at 120C for 3min) (1:150)



Immunohistochemistry-Paraffin: VEGF-C Antibody (OTI4A1) [NBP2-45404] - Staining of paraffin-embedded Human pancreas tissue within the normal limits using anti-VEGFC mouse monoclonal antibody. (Heat-induced epitope retrieval by 1mM EDTA in 10mM Tris buffer (pH8.5) at 120C for 3min) (1:150)



Immunohistochemistry-Paraffin: VEGF-C Antibody (OTI4A1) [NBP2-45404] - Staining of paraffin-embedded Human tonsil within the normal limits using anti-VEGFC mouse monoclonal antibody. (Heat-induced epitope retrieval by 1mM EDTA in 10mM Tris buffer (pH8.5) at 120C for 3min) (1:150)





### **Novus Biologicals USA**

10730 E. Briarwood Avenue  
Centennial, CO 80112  
USA  
Phone: 303.730.1950  
Toll Free: 1.888.506.6887  
Fax: 303.730.1966  
nb-customerservice@bio-techne.com

### **Bio-Techne Canada**

21 Canmotor Ave  
Toronto, ON M8Z 4E6  
Canada  
Phone: 905.827.6400  
Toll Free: 855.668.8722  
Fax: 905.827.6402  
canada.inquires@bio-techne.com

### **Bio-Techne Ltd**

19 Barton Lane  
Abingdon Science Park  
Abingdon, OX14 3NB, United Kingdom  
Phone: (44) (0) 1235 529449  
Free Phone: 0800 37 34 15  
Fax: (44) (0) 1235 533420  
info.EMEA@bio-techne.com

### **General Contact Information**

[www.novusbio.com](http://www.novusbio.com)  
Technical Support: nb-technical@bio-techne.com  
Orders: nb-customerservice@bio-techne.com  
General: novus@novusbio.com

### **Products Related to NBP2-45404**

---

HAF007	Goat anti-Mouse IgG Secondary Antibody [HRP]
NB720-B	Rabbit anti-Mouse IgG (H+L) Secondary Antibody [Biotin]
NBP1-97005-0.5mg	Mouse IgG1 Isotype Control (MG1)
DVE00	VEGF [HRP]

---

### **Limitations**

This product is for research use only and is not approved for use in humans or in clinical diagnosis. Primary Antibodies are guaranteed for 1 year from date of receipt.

For more information on our 100% guarantee, please visit [www.novusbio.com/guarantee](http://www.novusbio.com/guarantee)

Earn gift cards/discounts by submitting a review: [www.novusbio.com/reviews/submit/NBP2-45404](http://www.novusbio.com/reviews/submit/NBP2-45404)

Earn gift cards/discounts by submitting a publication using this product:  
[www.novusbio.com/publications](http://www.novusbio.com/publications)

