

Product Datasheet

EG-VEGF/PK1 Antibody - Azide and BSA Free NBP2-43852

Unit Size: 0.1 mg

Lyophilized antibody can be kept at 4C for up to 3 months and should be kept at -20C for long-term storage. To avoid freeze-thaw cycles, reconstituted antibody should be aliquoted before freezing for short-term storage (-20C) or for long-term storage (-80C). For maximum recovery of product, centrifuge the original vial prior to removing the cap. Further dilutions can be made in assay buffer.

www.novusbio.com



technical@novusbio.com

Publications: 1


Protocols, Publications, Related Products, Reviews, Research Tools and Images at:
www.novusbio.com/NBP2-43852

Updated 9/9/2025 v.20.1

Earn rewards for product
reviews and publications.

Submit a publication at www.novusbio.com/publications

Submit a review at www.novusbio.com/reviews/destination/NBP2-43852



NBP2-43852

EG-VEGF/PK1 Antibody - Azide and BSA Free

Product Information

Unit Size	0.1 mg
Concentration	LYOPH mg/ml
Storage	Lyophilized antibody can be kept at 4C for up to 3 months and should be kept at -20C for long-term storage. To avoid freeze-thaw cycles, reconstituted antibody should be aliquoted before freezing for short-term storage (-20C) or for long-term storage (-80C). For maximum recovery of product, centrifuge the original vial prior to removing the cap. Further dilutions can be made in assay buffer.
Clonality	Polyclonal
Preservative	No Preservative
Reconstitution Instructions	Lyophilized powder, reconstituted in distilled water.
Isotype	IgG
Purity	Protein A purified
Buffer	0.1M Tris , 0.1M Glycine and 2% Sucrose

Product Description

Description	Novus Biologicals Rabbit EG-VEGF/PK1 Antibody - Azide and BSA Free (NBP2-43852) is a polyclonal antibody validated for use in IHC, WB and Flow. Anti-EG-VEGF/PK1 Antibody: Cited in 1 publication. All Novus Biologicals antibodies are covered by our 100% guarantee.
Host	Rabbit
Gene ID	84432
Gene Symbol	PROK1
Species	Human
Immunogen	Synthetic peptide derived from N- term domain of the human Prokineticin-1.

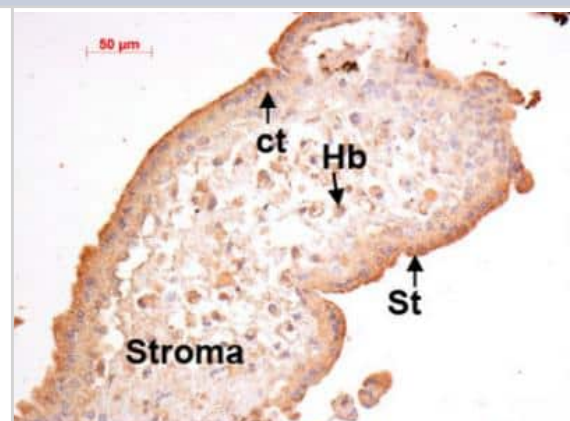
Product Application Details

Applications	Western Blot, Immunohistochemistry-Paraffin, Flow Cytometry, Immunohistochemistry
Recommended Dilutions	Western Blot 1:200, Flow Cytometry 1:100, Immunohistochemistry 1:100-1:1000, Immunohistochemistry-Paraffin 1:100 - 1:1 000

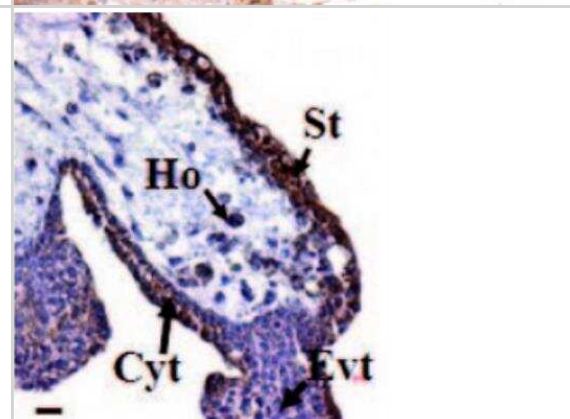


Images

Immunohistochemistry: EG-VEGF/PK1 Antibody [NBP2-43852] - IHC staining of placental villi at (Ct: Cytotrophoblast, Hb: Hofbauer cells, St: Syncytiotrophoblast).



Immunohistochemistry: EG-VEGF/PK1 Antibody [NBP2-43852] - IHC staining of chorionic villi at 9 weeks of gestation. Counterstaining with hematoxylin. (Cy: Cytotrophoblast, Ho: Hofbauer cells, Evt: Extravillous trophoblast, St: Syncytiotrophoblast).



Publications

Tagai N, Goi T, Shimada M, Kurebayashi H Plasma Prokineticin 1, a prognostic biomarker in colorectal cancer patients with curative resection: a retrospective cohort study World journal of surgical oncology 2021-10-18 [PMID: 34657605] (IHC-P, Human)



Novus Biologicals USA

10730 E. Briarwood Avenue
Centennial, CO 80112
USA
Phone: 303.730.1950
Toll Free: 1.888.506.6887
Fax: 303.730.1966
nb-customerservice@bio-techne.com

Bio-Techne Canada

21 Canmotor Ave
Toronto, ON M8Z 4E6
Canada
Phone: 905.827.6400
Toll Free: 855.668.8722
Fax: 905.827.6402
canada.inquires@bio-techne.com

Bio-Techne Ltd

19 Barton Lane
Abingdon Science Park
Abingdon, OX14 3NB, United Kingdom
Phone: (44) (0) 1235 529449
Free Phone: 0800 37 34 15
Fax: (44) (0) 1235 533420
info.EMEA@bio-techne.com

General Contact Information

www.novusbio.com
Technical Support: nb-technical@bio-techne.com
Orders: nb-customerservice@bio-techne.com
General: novus@novusbio.com

Products Related to NBP2-43852

HAF008	Goat anti-Rabbit IgG Secondary Antibody [HRP]
NB7160	Goat anti-Rabbit IgG (H+L) Secondary Antibody [HRP]
NBP2-24891	Rabbit IgG Isotype Control
NBP2-61335-100ug	Recombinant Mouse EG-VEGF/PK1 Protein

Limitations

This product is for research use only and is not approved for use in humans or in clinical diagnosis. Primary Antibodies are guaranteed for 1 year from date of receipt.

For more information on our 100% guarantee, please visit www.novusbio.com/guarantee

Earn gift cards/discounts by submitting a review: www.novusbio.com/reviews/submit/NBP2-43852

Earn gift cards/discounts by submitting a publication using this product:
www.novusbio.com/publications

