

# Product Datasheet

## PRMT1 Antibody (10111) - Azide and BSA Free NBP2-43818

Unit Size: 0.1 ml

Aliquot and store at -20C or -80C. Avoid freeze-thaw cycles.

[www.novusbio.com](http://www.novusbio.com)



[technical@novusbio.com](mailto:technical@novusbio.com)

Protocols, Publications, Related Products, Reviews, Research Tools and Images at:  
[www.novusbio.com/NBP2-43818](http://www.novusbio.com/NBP2-43818)

Updated 9/9/2025 v.20.1

Earn rewards for product  
reviews and publications.

Submit a publication at [www.novusbio.com/publications](http://www.novusbio.com/publications)

Submit a review at [www.novusbio.com/reviews/destination/NBP2-43818](http://www.novusbio.com/reviews/destination/NBP2-43818)



**NBP2-43818**

PRMT1 Antibody (10111) - Azide and BSA Free

**Product Information**

<b>Unit Size</b>	0.1 ml
<b>Concentration</b>	Concentrations vary lot to lot. See vial label for concentration. If unlisted please contact technical services.
<b>Storage</b>	Aliquot and store at -20C or -80C. Avoid freeze-thaw cycles.
<b>Clonality</b>	Monoclonal
<b>Clone</b>	10111
<b>Preservative</b>	No Preservative
<b>Isotype</b>	IgG2b
<b>Purity</b>	Protein G purified
<b>Buffer</b>	PBS

**Product Description**

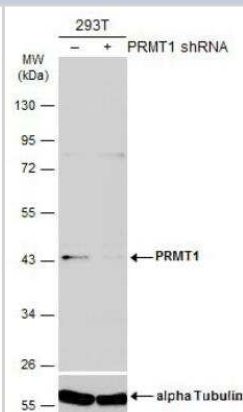
<b>Description</b>	Novus Biologicals Mouse PRMT1 Antibody (10111) - Azide and BSA Free (NBP2-43818) is a monoclonal antibody validated for use in IHC and WB. All Novus Biologicals antibodies are covered by our 100% guarantee.
<b>Host</b>	Mouse
<b>Gene ID</b>	3276
<b>Gene Symbol</b>	PRMT1
<b>Species</b>	Human, Mouse
<b>Reactivity Notes</b>	Xenopus Tropicalis (100%).
<b>Immunogen</b>	Carrier-protein conjugated synthetic peptide encompassing a sequence within the C-terminus region of human PRMT1. The exact sequence is proprietary.

**Product Application Details**

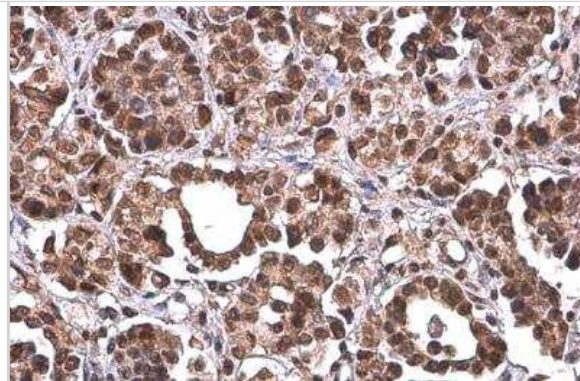
<b>Applications</b>	Western Blot, Immunohistochemistry-Paraffin
<b>Recommended Dilutions</b>	Western Blot 1:500-1:3000, Immunohistochemistry-Paraffin 1:100-1:1000

**Images**

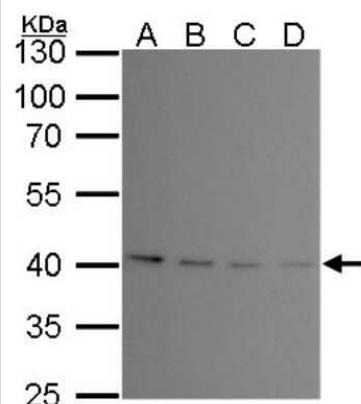
Western Blot: PRMT1 Antibody (10111) [NBP2-43818] - Non-transfected (-) and transfected (+) 293T whole cell extracts (50 ug) were separated by 10% SDS-PAGE, and the membrane was blotted with PRMT1 antibody (10111) diluted at 1:1000. HRP-conjugated anti-mouse IgG antibody was used to detect the primary antibody.



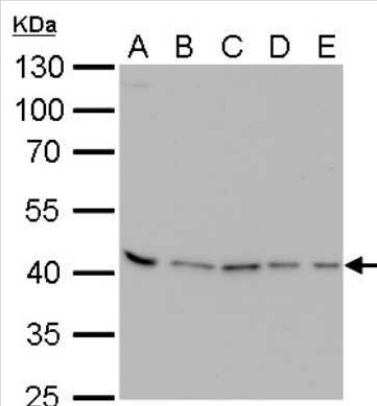
Immunohistochemistry-Paraffin: PRMT1 Antibody (10111) [NBP2-43818] - PRMT1 Antibody (10111) detects PRMT1 protein at cytoplasm and nucleus by immunohistochemical analysis. Sample: Paraffin-embedded human ovarian cancer. PRMT1 stained by PRMT1 Antibody (10111) diluted at 1:200.



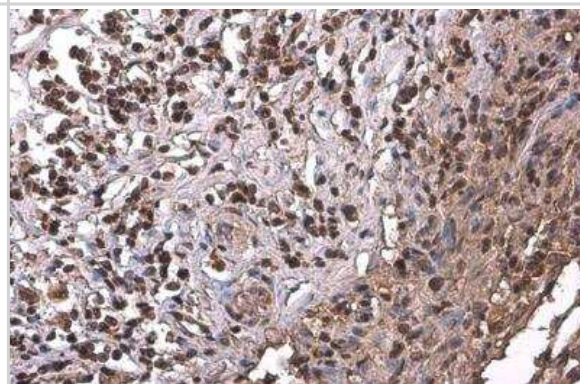
Western Blot: PRMT1 Antibody (10111) [NBP2-43818] - Analysis of A 293T whole cell lysate/extract B A431 whole cell lysate/extract C HeLa whole cell lysate/extract D HepG2 whole cell lysate/extract 10 % SDS-PAGE PRMT1 antibody [10111] dilution: 1:1000



Western Blot: PRMT1 Antibody (10111) [NBP2-43818] - Analysis of A. 30 ug Neuro2A whole cell lysate/extract B. 30 ug GL261 whole cell lysate/extract C. 30 ug NIH-3T3 whole cell lysate/extract D. 30 ug Raw264.7 whole cell lysate/extract E. 30 ug C2C12 whole cell lysate/extract 10 % SDS-PAGE PRMT1 antibody [10111] dilution: 1:1000.



Immunohistochemistry-Paraffin: PRMT1 Antibody (10111) [NBP2-43818] - PRMT1 Antibody (10111) detects PRMT1 protein at cytoplasm and nucleus by immunohistochemical analysis. Sample: Paraffin-embedded human cervical carcinoma. PRMT1 stained by PRMT1 Antibody (10111) diluted at 1:200.





### **Novus Biologicals USA**

10730 E. Briarwood Avenue  
Centennial, CO 80112  
USA  
Phone: 303.730.1950  
Toll Free: 1.888.506.6887  
Fax: 303.730.1966  
nb-customerservice@bio-techne.com

### **Bio-Techne Canada**

21 Canmotor Ave  
Toronto, ON M8Z 4E6  
Canada  
Phone: 905.827.6400  
Toll Free: 855.668.8722  
Fax: 905.827.6402  
canada.inquires@bio-techne.com

### **Bio-Techne Ltd**

19 Barton Lane  
Abingdon Science Park  
Abingdon, OX14 3NB, United Kingdom  
Phone: (44) (0) 1235 529449  
Free Phone: 0800 37 34 15  
Fax: (44) (0) 1235 533420  
info.EMEA@bio-techne.com

### **General Contact Information**

www.novusbio.com  
Technical Support: nb-technical@bio-techne.com  
Orders: nb-customerservice@bio-techne.com  
General: novus@novusbio.com

### **Products Related to NBP2-43818**

---

HAF007	Goat anti-Mouse IgG Secondary Antibody [HRP]
NB720-B	Rabbit anti-Mouse IgG (H+L) Secondary Antibody [Biotin]
NBP2-27231	Mouse IgG2b Isotype Control (MPC-11)
NBC1-18446-0.1mg	Recombinant Human PRMT1 His-MBP Protein

---

### **Limitations**

This product is for research use only and is not approved for use in humans or in clinical diagnosis. Primary Antibodies are guaranteed for 1 year from date of receipt.

For more information on our 100% guarantee, please visit [www.novusbio.com/guarantee](http://www.novusbio.com/guarantee)

Earn gift cards/discounts by submitting a review: [www.novusbio.com/reviews/submit/NBP2-43818](http://www.novusbio.com/reviews/submit/NBP2-43818)

Earn gift cards/discounts by submitting a publication using this product:  
[www.novusbio.com/publications](http://www.novusbio.com/publications)

