

Product Datasheet

ARID5A Antibody (1683) - Azide and BSA Free NBP2-43676

Unit Size: 0.1 ml

Aliquot and store at -20C or -80C. Avoid freeze-thaw cycles.

www.novusbio.com



technical@novusbio.com

Protocols, Publications, Related Products, Reviews, Research Tools and Images at:
www.novusbio.com/NBP2-43676

Updated 2/23/2025 v.20.1

Earn rewards for product
reviews and publications.

Submit a publication at www.novusbio.com/publications

Submit a review at www.novusbio.com/reviews/destination/NBP2-43676



NBP2-43676

ARID5A Antibody (1683) - Azide and BSA Free

Product Information

Unit Size	0.1 ml
Concentration	Concentrations vary lot to lot. See vial label for concentration. If unlisted please contact technical services.
Storage	Aliquot and store at -20C or -80C. Avoid freeze-thaw cycles.
Clonality	Monoclonal
Clone	1683
Preservative	No Preservative
Isotype	IgG2a
Purity	Protein A purified
Buffer	PBS
Target Molecular Weight	64 kDa

Product Description

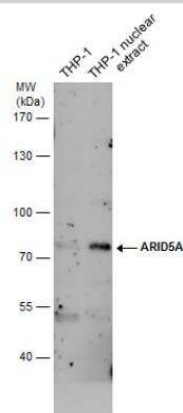
Host	Mouse
Gene ID	10865
Gene Symbol	ARID5A
Species	Human, Mouse
Reactivity Notes	Immunogen displays the following percentage of sequence identity for non-tested species: Mouse (83%), Bovine (88%).
Immunogen	Recombinant protein encompassing a sequence within the center region of human ARID5A. The exact sequence is proprietary.

Product Application Details

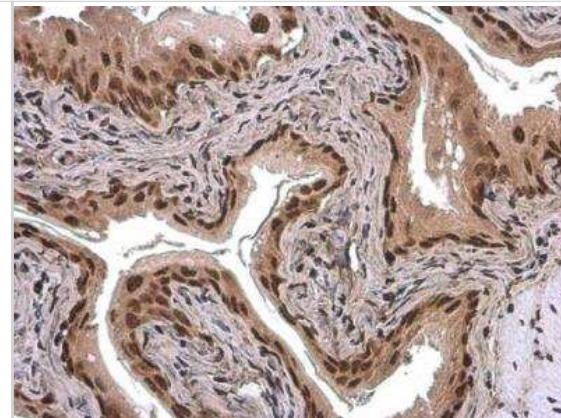
Applications	Western Blot, Flow Cytometry, Immunohistochemistry, Immunohistochemistry-Frozen, Immunohistochemistry-Paraffin
Recommended Dilutions	Western Blot 1:500-1:10000, Flow Cytometry 1:50-1:200, Immunohistochemistry 1:100-1:1000, Immunohistochemistry-Paraffin 1:100-1:1000, Immunohistochemistry-Frozen 1:100-1:1000

Images

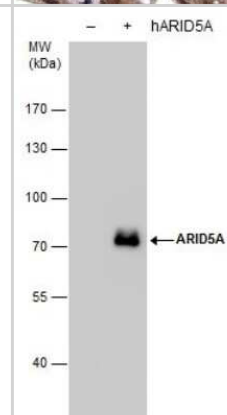
Western Blot: ARID5A Antibody (1683) [NBP2-43676] - THP-1 whole cell and nuclear extracts (30 ug) were separated by 7.5% SDS-PAGE, and the membrane was blotted with ARID5A antibody [1683] diluted at 1:500. The signal was developed with Trident ECL plus-Enhanced.



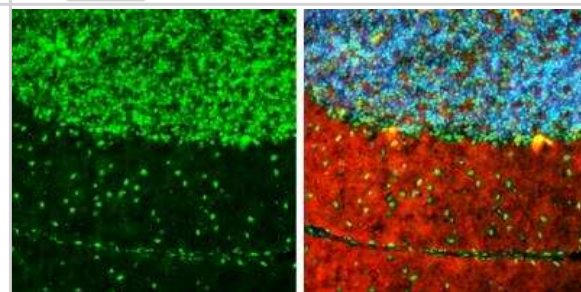
Immunohistochemistry-Paraffin: ARID5A Antibody (1683) [NBP2-43676] - Mouse urinary bladder. ARID5A stained by ARID5A antibody [1683] diluted at 1:200. Antigen Retrieval: Citrate buffer, pH 6.0, 15 min.



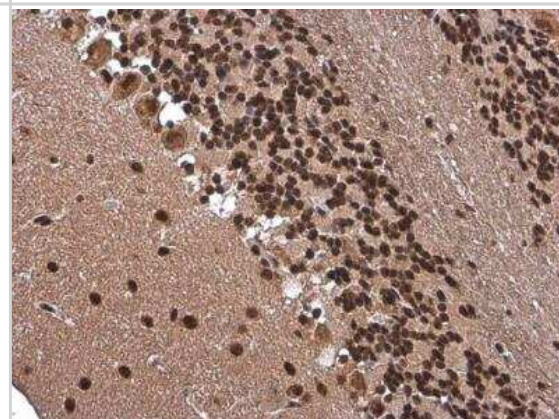
Western Blot: ARID5A Antibody (1683) [NBP2-43676] - Analysis of Non-transfected (-) and ARID5A -transfected (+, including 3xFlag-tag) 293T whole cell extracts (30 ug) were separated by 7.5% SDS-PAGE, and the membrane was blotted with ARID5A antibody diluted by 1:10000.



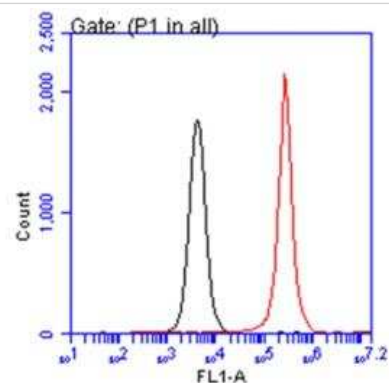
Immunohistochemistry-Frozen: ARID5A Antibody (1683) [NBP2-43676] - detects ARID5A protein by immunohistochemical analysis. Sample: Frozen-sectioned mouse mouse cerebellum. Green: ARID5A stained by ARID5A antibody (1683) diluted at 1:250. Red: Calbindin, stained by Calbindin antibody diluted at 1:500. Blue: Fluoroshield with DAPI.



Immunohistochemistry-Paraffin: ARID5A Antibody (1683) [NBP2-43676] - Mouse brain. ARID5A stained by ARID5A antibody [1683] diluted at 1:200. Antigen Retrieval: Citrate buffer, pH 6.0, 15 min.



ARID5A Antibody (1683) [NBP2-43676] - ARID5A Antibody (1683) detects ARID5A protein by flow cytometry analysis. Sample: THP-1 cell. Black: Unlabelled sample was used as a control. Red: ARID5A Antibody (1683) dilution: 1:50. Acquisition of 20,000 events were collected using a Dylight 488-conjugated secondary antibody for FACS analysis.





Novus Biologicals USA

10730 E. Briarwood Avenue
Centennial, CO 80112
USA
Phone: 303.730.1950
Toll Free: 1.888.506.6887
Fax: 303.730.1966
nb-customerservice@bio-techne.com

Bio-Techne Canada

21 Canmotor Ave
Toronto, ON M8Z 4E6
Canada
Phone: 905.827.6400
Toll Free: 855.668.8722
Fax: 905.827.6402
canada.inquires@bio-techne.com

Bio-Techne Ltd

19 Barton Lane
Abingdon Science Park
Abingdon, OX14 3NB, United Kingdom
Phone: (44) (0) 1235 529449
Free Phone: 0800 37 34 15
Fax: (44) (0) 1235 533420
info.EMEA@bio-techne.com

General Contact Information

www.novusbio.com
Technical Support: nb-technical@bio-
techne.com
Orders: nb-customerservice@bio-techne.com
General: novus@novusbio.com

Products Related to NBP2-43676

HAF007	Goat anti-Mouse IgG Secondary Antibody [HRP]
NB720-B	Rabbit anti-Mouse IgG (H+L) Secondary Antibody [Biotin]
NBP1-96778	Mouse IgG2a Isotype Control (M2A)
NBP1-81037PEP	ARID5A Recombinant Protein Antigen

Limitations

This product is for research use only and is not approved for use in humans or in clinical diagnosis. Primary Antibodies are guaranteed for 1 year from date of receipt.

For more information on our 100% guarantee, please visit www.novusbio.com/guarantee

Earn gift cards/discounts by submitting a review: www.novusbio.com/reviews/submit/NBP2-43676

Earn gift cards/discounts by submitting a publication using this product:
www.novusbio.com/publications

