

# Product Datasheet

## ROCK1 Antibody (261) - Azide and BSA Free NBP2-42917

Unit Size: 0.1 ml

Aliquot and store at -20C or -80C. Avoid freeze-thaw cycles.

[www.novusbio.com](http://www.novusbio.com)



[technical@novusbio.com](mailto:technical@novusbio.com)

Protocols, Publications, Related Products, Reviews, Research Tools and Images at:  
[www.novusbio.com/NBP2-42917](http://www.novusbio.com/NBP2-42917)

Updated 9/9/2025 v.20.1

Earn rewards for product  
reviews and publications.

Submit a publication at [www.novusbio.com/publications](http://www.novusbio.com/publications)

Submit a review at [www.novusbio.com/reviews/destination/NBP2-42917](http://www.novusbio.com/reviews/destination/NBP2-42917)



**NBP2-42917**

ROCK1 Antibody (261) - Azide and BSA Free

**Product Information**

<b>Unit Size</b>	0.1 ml
<b>Concentration</b>	Concentrations vary lot to lot. See vial label for concentration. If unlisted please contact technical services.
<b>Storage</b>	Aliquot and store at -20C or -80C. Avoid freeze-thaw cycles.
<b>Clonality</b>	Monoclonal
<b>Clone</b>	261
<b>Preservative</b>	No Preservative
<b>Isotype</b>	IgG1
<b>Purity</b>	Protein G purified
<b>Buffer</b>	PBS

**Product Description**

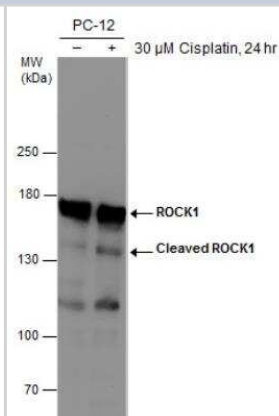
<b>Description</b>	Novus Biologicals Mouse ROCK1 Antibody (261) - Azide and BSA Free (NBP2-42917) is a monoclonal antibody validated for use in WB. All Novus Biologicals antibodies are covered by our 100% guarantee.
<b>Host</b>	Mouse
<b>Gene ID</b>	6093
<b>Gene Symbol</b>	ROCK1
<b>Species</b>	Human, Mouse, Rat
<b>Immunogen</b>	Recombinant protein encompassing a sequence within the N-terminus region of human ROCK1. The exact sequence is proprietary.

**Product Application Details**

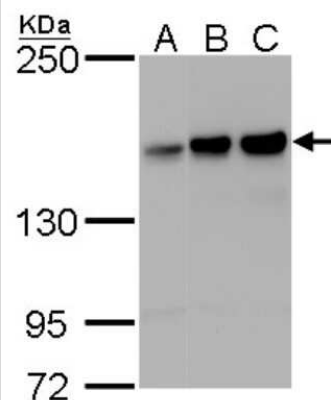
<b>Applications</b>	Western Blot
<b>Recommended Dilutions</b>	Western Blot 1:500-1:3000

**Images**

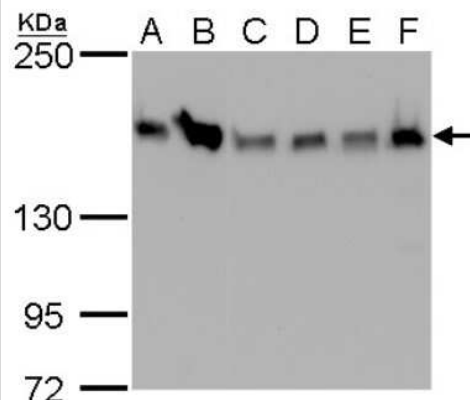
Western Blot: ROCK1 Antibody (261) [NBP2-42917] - Untreated (-) and treated (+) PC-12 whole cell extracts (30 ug) were separated by 5% SDS-PAGE, and the membrane was blotted with ROCK1 antibody [GT261].



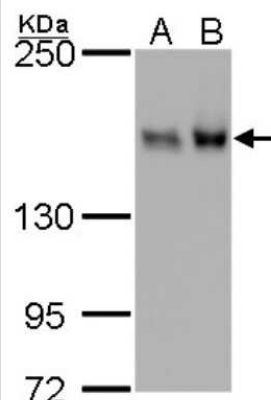
Western Blot: ROCK1 Antibody (261) [NBP2-42917] - Analysis of A. 30 ug 293T whole cell lysate/extract B. 30 ug HeLa whole cell lysate/extract C. 30 ug HepG2 whole cell lysate/extract 5 % SDS-PAGE ROCK1 antibody [261] dilution: 1:1000



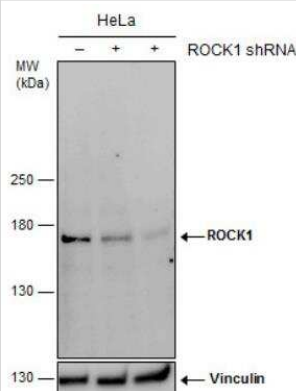
Western Blot: ROCK1 Antibody (261) [NBP2-42917] - Analysis of A. 30 ug Neuro2A whole cell lysate/extract B. 30 ug GL261 whole cell lysate/extract C. 30 ug NIH-3T3 whole cell lysate/extract D. 30 ug BCL-1 whole cell lysate/extract E. 30 ug Raw264.7 whole cell lysate/extract F. 30 ug C2C12 whole cell lysate/extract 5 % SDS-PAGE ROCK1 antibody [261] dilution: 1:1000



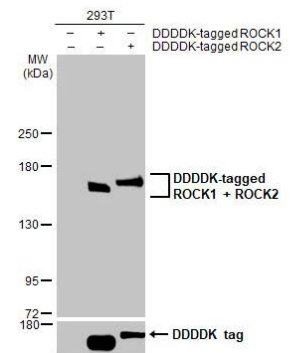
Western Blot: ROCK1 Antibody (261) [NBP2-42917] - Analysis of A. 30 ug PC-12 whole cell lysate/extract B. 30 ug Rat-2 whole cell lysate/extract 5 % SDS-PAGE ROCK1 antibody [261] dilution: 1:1000.



Western Blot: ROCK1 Antibody (261) [NBP2-42917] - Non-transfected (-) and transfected (+) HeLa whole cell extracts (30 ug) were separated by 5% SDS-PAGE, and the membrane was blotted with ROCK1 antibody [GT261]



Western Blot: ROCK1 Antibody (261) [NBP2-42917] - Non-transfected (-) and transfected (+) 293T whole cell extracts (30 ug) were separated by 5% SDS-PAGE, and the membrane was blotted with ROCK1 (NBP2-42917) diluted at 1:5000. The HRP-conjugated anti-mouse IgG antibody was used to detect the primary antibody.





### **Novus Biologicals USA**

10730 E. Briarwood Avenue  
Centennial, CO 80112  
USA  
Phone: 303.730.1950  
Toll Free: 1.888.506.6887  
Fax: 303.730.1966  
nb-customerservice@bio-techne.com

### **Bio-Techne Canada**

21 Canmotor Ave  
Toronto, ON M8Z 4E6  
Canada  
Phone: 905.827.6400  
Toll Free: 855.668.8722  
Fax: 905.827.6402  
canada.inquires@bio-techne.com

### **Bio-Techne Ltd**

19 Barton Lane  
Abingdon Science Park  
Abingdon, OX14 3NB, United Kingdom  
Phone: (44) (0) 1235 529449  
Free Phone: 0800 37 34 15  
Fax: (44) (0) 1235 533420  
info.EMEA@bio-techne.com

### **General Contact Information**

www.novusbio.com  
Technical Support: nb-technical@bio-techne.com  
Orders: nb-customerservice@bio-techne.com  
General: novus@novusbio.com

### **Products Related to NBP2-42917**

---

HAF007	Goat anti-Mouse IgG Secondary Antibody [HRP]
NB720-B	Rabbit anti-Mouse IgG (H+L) Secondary Antibody [Biotin]
NBP1-97005-0.5mg	Mouse IgG1 Isotype Control (MG1)
NBP2-13244PEP	ROCK1 Recombinant Protein Antigen

---

### **Limitations**

This product is for research use only and is not approved for use in humans or in clinical diagnosis. Primary Antibodies are guaranteed for 1 year from date of receipt.

For more information on our 100% guarantee, please visit [www.novusbio.com/guarantee](http://www.novusbio.com/guarantee)

Earn gift cards/discounts by submitting a review: [www.novusbio.com/reviews/submit/NBP2-42917](http://www.novusbio.com/reviews/submit/NBP2-42917)

Earn gift cards/discounts by submitting a publication using this product:  
[www.novusbio.com/publications](http://www.novusbio.com/publications)

