

Product Datasheet

Laminin alpha 3 Antibody (CL3112) - BSA Free NBP2-42390

Unit Size: 0.1 ml

Store at 4C short term. Aliquot and store at -20C long term. Avoid freeze-thaw cycles.

www.novusbio.com



technical@novusbio.com

Protocols, Publications, Related Products, Reviews, Research Tools and Images at:
www.novusbio.com/NBP2-42390

Updated 10/16/2025 v.20.1

Earn rewards for product
reviews and publications.

Submit a publication at www.novusbio.com/publications

Submit a review at www.novusbio.com/reviews/destination/NBP2-42390



NBP2-42390

Laminin alpha 3 Antibody (CL3112) - BSA Free

Product Information

Unit Size	0.1 ml
Concentration	Concentrations vary lot to lot. See vial label for concentration. If unlisted please contact technical services.
Storage	Store at 4C short term. Aliquot and store at -20C long term. Avoid freeze-thaw cycles.
Clonality	Monoclonal
Clone	CL3112
Preservative	0.02% Sodium Azide
Isotype	IgG1
Purity	Protein A purified
Buffer	PBS (pH 7.2) and 40% Glycerol

Product Description

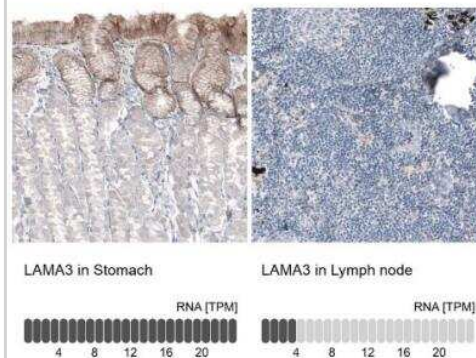
Description	Novus Biologicals Mouse Laminin alpha 3 Antibody (CL3112) - BSA Free (NBP2-42390) is a monoclonal antibody validated for use in IHC and WB. All Novus Biologicals antibodies are covered by our 100% guarantee.
Host	Mouse
Gene ID	3909
Gene Symbol	LAMA3
Species	Human
Immunogen	This antibody was developed using a recombinant protein derived from Q16787, with the exact immunogen sequence remaining proprietary.

Product Application Details

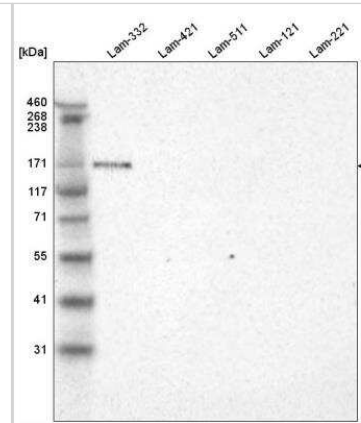
Applications	Western Blot, Immunohistochemistry-Paraffin, Immunohistochemistry
Recommended Dilutions	Western Blot 1 ug/ml, Immunohistochemistry 1:20 -1:50, Immunohistochemistry-Paraffin 1:20 - 1:50
Application Notes	For IHC-Paraffin, HIER pH 6 retrieval is recommended.

Images

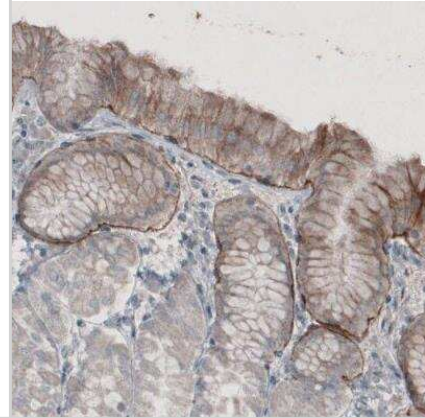
Immunohistochemistry-Paraffin: Laminin alpha 3 Antibody (CL3112) [NBP2-42390] - Analysis in human stomach and lymph node tissues using NBP2-42390 antibody. Corresponding LAMA3 RNA-seq data are presented for the same tissues.



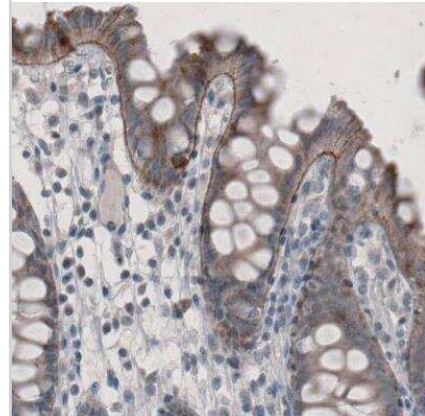
Western Blot: Laminin alpha 3 Antibody (CL3112) [NBP2-42390] - Analysis of purified human recombinant Laminin-332, Laminin-421, Laminin-511, Laminin-121 and Laminin-221.



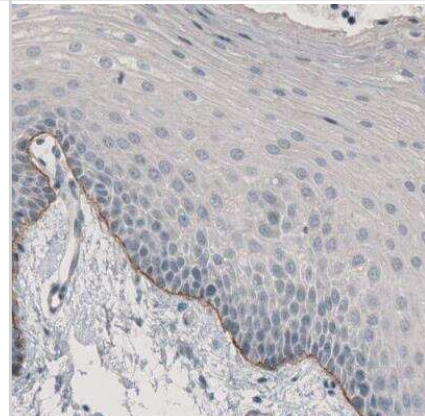
Immunohistochemistry-Paraffin: Laminin alpha 3 Antibody (CL3112) [NBP2-42390] - Staining of human stomach shows moderate immunoreactivity in basement membrane of glandular epithelium.



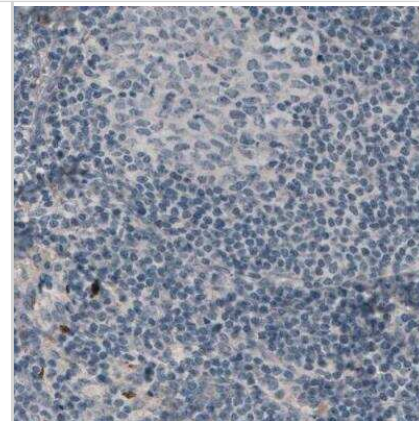
Immunohistochemistry-Paraffin: Laminin alpha 3 Antibody (CL3112) [NBP2-42390] - Staining of human colon shows positivity in basement membrane of glandular epithelium.



Immunohistochemistry-Paraffin: Laminin alpha 3 Antibody (CL3112) [NBP2-42390] - Staining of human oral mucosa shows moderate immunoreactivity in basement membrane of squamous epithelium.



Immunohistochemistry-Paraffin: Laminin alpha 3 Antibody (CL3112) [NBP2-42390] - Staining of human lymph node shows absence of positivity in lymphoid tissue (negative control).





Novus Biologicals USA

10730 E. Briarwood Avenue
Centennial, CO 80112
USA
Phone: 303.730.1950
Toll Free: 1.888.506.6887
Fax: 303.730.1966
nb-customerservice@bio-techne.com

Bio-Techne Canada

21 Canmotor Ave
Toronto, ON M8Z 4E6
Canada
Phone: 905.827.6400
Toll Free: 855.668.8722
Fax: 905.827.6402
canada.inquires@bio-techne.com

Bio-Techne Ltd

19 Barton Lane
Abingdon Science Park
Abingdon, OX14 3NB, United Kingdom
Phone: (44) (0) 1235 529449
Free Phone: 0800 37 34 15
Fax: (44) (0) 1235 533420
info.EMEA@bio-techne.com

General Contact Information

www.novusbio.com
Technical Support: nb-technical@bio-techne.com
Orders: nb-customerservice@bio-techne.com
General: novus@novusbio.com

Products Related to NBP2-42390

NBP2-42390PEP	Laminin alpha 3 Recombinant Protein Antigen
HAF007	Goat anti-Mouse IgG Secondary Antibody [HRP]
NB720-B	Rabbit anti-Mouse IgG (H+L) Secondary Antibody [Biotin]
NBP1-97005-0.5mg	Mouse IgG1 Isotype Control (MG1)

Limitations

This product is for research use only and is not approved for use in humans or in clinical diagnosis. Primary Antibodies are guaranteed for 1 year from date of receipt.

For more information on our 100% guarantee, please visit www.novusbio.com/guarantee

Earn gift cards/discounts by submitting a review: www.novusbio.com/reviews/submit/NBP2-42390

Earn gift cards/discounts by submitting a publication using this product:
www.novusbio.com/publications

