

Product Datasheet

SFRS3 Antibody - BSA Free

NBP2-41316

Unit Size: 0.1 mg

Store at 4C short term. Aliquot and store at -20C long term. Avoid freeze-thaw cycles.

www.novusbio.com



technical@novusbio.com

Protocols, Publications, Related Products, Reviews, Research Tools and Images at:
www.novusbio.com/NBP2-41316

Updated 10/23/2024 v.20.1

Earn rewards for product
reviews and publications.

Submit a publication at www.novusbio.com/publications

Submit a review at www.novusbio.com/reviews/destination/NBP2-41316



NBP2-41316

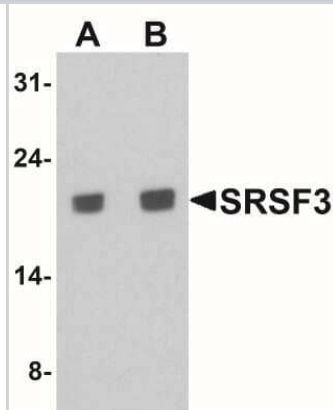
SFRS3 Antibody - BSA Free

Product Information	
Unit Size	0.1 mg
Concentration	1 mg/ml
Storage	Store at 4C short term. Aliquot and store at -20C long term. Avoid freeze-thaw cycles.
Clonality	Polyclonal
Preservative	0.02% Sodium Azide
Isotype	IgG
Purity	Peptide affinity purified
Buffer	PBS
Target Molecular Weight	19 kDa
Product Description	
Host	Rabbit
Gene ID	6428
Gene Symbol	SRSF3
Species	Human, Mouse, Rat
Immunogen	Antibody was raised against a 19 amino acid peptide near the center of human SRSF3. The immunogen is located within amino acids 80 - 130 of SRSF3. Amino Acid Sequence: PSWGRRPRDDYRRRSPPPR
Product Application Details	
Applications	Western Blot, ELISA, Immunocytochemistry/ Immunofluorescence
Recommended Dilutions	Western Blot 1-2 ug/ml, ELISA, Immunocytochemistry/ Immunofluorescence 2 ug/ml

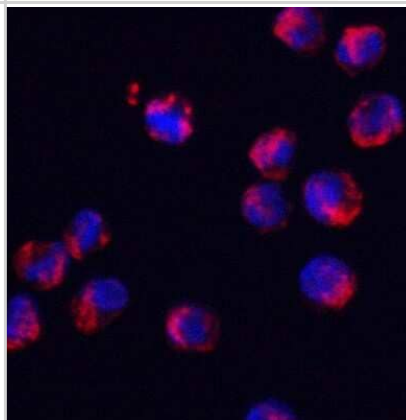


Images

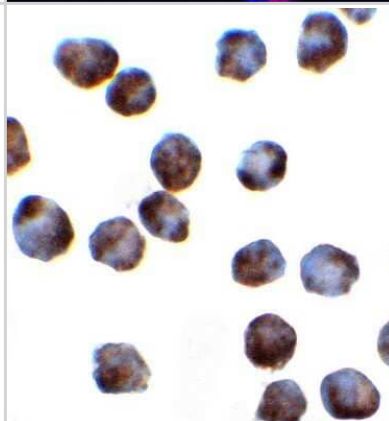
Western Blot: SFRS3 Antibody [NBP2-41316] - Western blot analysis of SRSF3 in K562 cell lysate with SRSF3 antibody at (A) 1 and (B) 2 ug/ml.



Immunocytochemistry/Immunofluorescence: SFRS3 Antibody [NBP2-41316] - Staining of SRSF3 in K562 cells with SRSF3 antibody at 2 ug/mL.



Immunocytochemistry/Immunofluorescence: SFRS3 Antibody [NBP2-41316] - Staining of SRSF3 in K562 cells with SRSF3 antibody at 2 ug/mL .





Novus Biologicals USA

10730 E. Briarwood Avenue
Centennial, CO 80112
USA
Phone: 303.730.1950
Toll Free: 1.888.506.6887
Fax: 303.730.1966
nb-customerservice@bio-techne.com

Bio-Techne Canada

21 Canmotor Ave
Toronto, ON M8Z 4E6
Canada
Phone: 905.827.6400
Toll Free: 855.668.8722
Fax: 905.827.6402
canada.inquires@bio-techne.com

Bio-Techne Ltd

19 Barton Lane
Abingdon Science Park
Abingdon, OX14 3NB, United Kingdom
Phone: (44) (0) 1235 529449
Free Phone: 0800 37 34 15
Fax: (44) (0) 1235 533420
info.EMEA@bio-techne.com

General Contact Information

www.novusbio.com
Technical Support: nb-technical@bio-techne.com
Orders: nb-customerservice@bio-techne.com
General: novus@novusbio.com

Products Related to NBP2-41316

HAF008	Goat anti-Rabbit IgG Secondary Antibody [HRP]
NB7160	Goat anti-Rabbit IgG (H+L) Secondary Antibody [HRP]
NBP2-24891	Rabbit IgG Isotype Control
H00006428-P01-10ug	Recombinant Human SFRS3 GST (N-Term) Protein

Limitations

This product is for research use only and is not approved for use in humans or in clinical diagnosis. Primary Antibodies are guaranteed for 1 year from date of receipt.

For more information on our 100% guarantee, please visit www.novusbio.com/guarantee

Earn gift cards/discounts by submitting a review: www.novusbio.com/reviews/submit/NBP2-41316

Earn gift cards/discounts by submitting a publication using this product:
www.novusbio.com/publications

