

Product Datasheet

Calcium-sensing R/CaSR Antibody - BSA Free NBP2-41271

Unit Size: 0.1 mg

Store at 4C short term. Aliquot and store at -20C long term. Avoid freeze-thaw cycles.

www.novusbio.com



technical@novusbio.com

Publications: 1

Protocols, Publications, Related Products, Reviews, Research Tools and Images at:
www.novusbio.com/NBP2-41271

Updated 10/23/2024 v.20.1

Earn rewards for product
reviews and publications.

Submit a publication at www.novusbio.com/publications

Submit a review at www.novusbio.com/reviews/destination/NBP2-41271



NBP2-41271

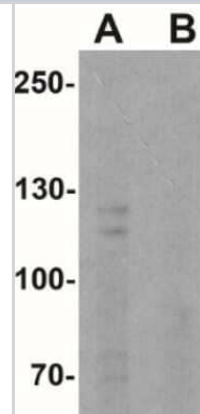
Calcium-sensing R/CaSR Antibody - BSA Free

Product Information	
Unit Size	0.1 mg
Concentration	1 mg/ml
Storage	Store at 4C short term. Aliquot and store at -20C long term. Avoid freeze-thaw cycles.
Clonality	Polyclonal
Preservative	0.02% Sodium Azide
Isotype	IgG
Purity	Peptide affinity purified
Buffer	PBS
Target Molecular Weight	115, 125 kDa
Product Description	
Host	Rabbit
Gene ID	846
Gene Symbol	CASR
Species	Human, Mouse, Rat
Specificity/Sensitivity	At least two isoforms of CASR are known to exist.
Immunogen	Antibody was raised against a 15 amino acid peptide near the amino terminus of human CASR. The immunogen is located within the first 50 amino acids of CASR. Amino Acid Sequence: TSAYGPDQRAQKKGD
Product Application Details	
Applications	Western Blot, ELISA, Immunocytochemistry/ Immunofluorescence, Immunohistochemistry, Immunohistochemistry-Paraffin
Recommended Dilutions	Western Blot 1 - 2 ug/ml, ELISA, Immunohistochemistry 5 ug/mL, Immunocytochemistry/ Immunofluorescence 20 ug/mL, Immunohistochemistry-Paraffin 5 ug/mL

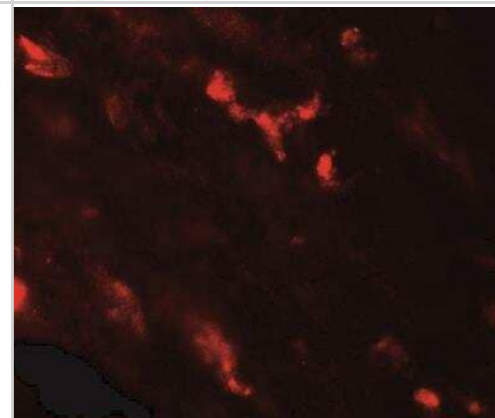


Images

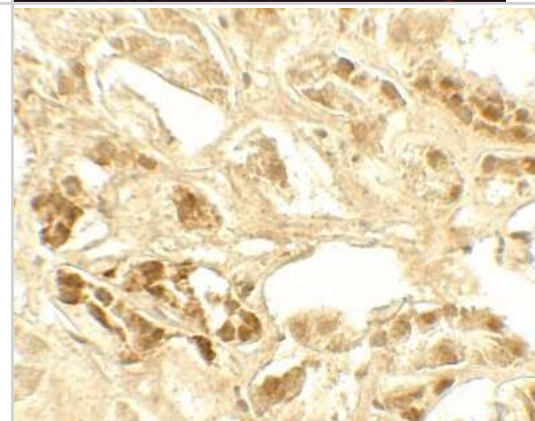
Western Blot: Calcium-sensing R/CaSR Antibody [NBP2-41271] - Western blot analysis of CASR in EL4 cell lysate with CASR antibody at 1 ug/ml in (A) the absence and (B) the presence of blocking peptide.



Immunocytochemistry/Immunofluorescence: Calcium-sensing R/CaSR Antibody [NBP2-41271] - Immunofluorescence of Calcium-sensing R/CASR in human kidney tissue with Calcium-sensing R/CASR antibody at 20 ug/mL.



Immunohistochemistry: Calcium-sensing R/CaSR Antibody [NBP2-41271] - Immunohistochemistry of Calcium-sensing R/CASR in human kidney tissue with Calcium-sensing R/CASR antibody at 5 ug/mL.



Publications

Wang H, Lu Y Commonly Used Higher-Than Physiological Extracellular Calcium Concentrations Reduce Cellular Excitability of Mouse Mntb Neurons Available at SSRN 4509183 2023-07-25 (Immunohistochemistry Free-Floating, Mouse)



Novus Biologicals USA

10730 E. Briarwood Avenue
Centennial, CO 80112
USA
Phone: 303.730.1950
Toll Free: 1.888.506.6887
Fax: 303.730.1966
nb-customerservice@bio-techne.com

Bio-Techne Canada

21 Canmotor Ave
Toronto, ON M8Z 4E6
Canada
Phone: 905.827.6400
Toll Free: 855.668.8722
Fax: 905.827.6402
canada.inquires@bio-techne.com

Bio-Techne Ltd

19 Barton Lane
Abingdon Science Park
Abingdon, OX14 3NB, United Kingdom
Phone: (44) (0) 1235 529449
Free Phone: 0800 37 34 15
Fax: (44) (0) 1235 533420
info.EMEA@bio-techne.com

General Contact Information

www.novusbio.com
Technical Support: nb-technical@bio-techne.com
Orders: nb-customerservice@bio-techne.com
General: novus@novusbio.com

Products Related to NBP2-41271

HAF008	Goat anti-Rabbit IgG Secondary Antibody [HRP]
NB7160	Goat anti-Rabbit IgG (H+L) Secondary Antibody [HRP]
NBP2-24891	Rabbit IgG Isotype Control
NBP2-38622PEP	Calcium-sensing R/CaSR Recombinant Protein Antigen

Limitations

This product is for research use only and is not approved for use in humans or in clinical diagnosis. Primary Antibodies are guaranteed for 1 year from date of receipt.

For more information on our 100% guarantee, please visit www.novusbio.com/guarantee

Earn gift cards/discounts by submitting a review: www.novusbio.com/reviews/submit/NBP2-41271

Earn gift cards/discounts by submitting a publication using this product:
www.novusbio.com/publications

