

Product Datasheet

TPT1/TCTP Antibody - BSA Free

NBP2-41206

Unit Size: 0.1 mg

Store at 4C short term. Aliquot and store at -20C long term. Avoid freeze-thaw cycles.

www.novusbio.com



technical@novusbio.com

Protocols, Publications, Related Products, Reviews, Research Tools and Images at:
www.novusbio.com/NBP2-41206

Updated 10/23/2024 v.20.1

Earn rewards for product
reviews and publications.

Submit a publication at www.novusbio.com/publications

Submit a review at www.novusbio.com/reviews/destination/NBP2-41206



NBP2-41206

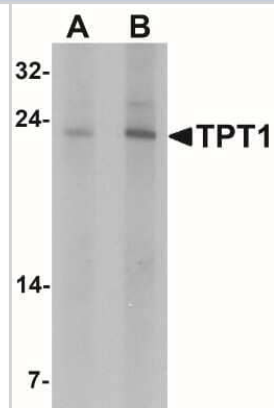
TPT1/TCTP Antibody - BSA Free

Product Information	
Unit Size	0.1 mg
Concentration	1 mg/ml
Storage	Store at 4C short term. Aliquot and store at -20C long term. Avoid freeze-thaw cycles.
Clonality	Polyclonal
Preservative	0.02% Sodium Azide
Isotype	IgG
Purity	Peptide affinity purified
Buffer	PBS
Target Molecular Weight	19 kDa
Product Description	
Host	Rabbit
Gene ID	7178
Gene Symbol	TPT1
Species	Human, Mouse, Rat
Immunogen	Antibody was raised against a 19 amino acid peptide near the center of human TPT1. The immunogen is located within amino acids 80 - 130 of TPT1. Amino Acid Sequence: DYMKSIKGKLEEQRPERVK
Product Application Details	
Applications	Western Blot, ELISA, Immunocytochemistry/ Immunofluorescence, Immunohistochemistry, Immunohistochemistry-Paraffin
Recommended Dilutions	Western Blot 0.5-1 ug/ml, ELISA, Immunohistochemistry, Immunocytochemistry/ Immunofluorescence, Immunohistochemistry-Paraffin 1:10-1:500

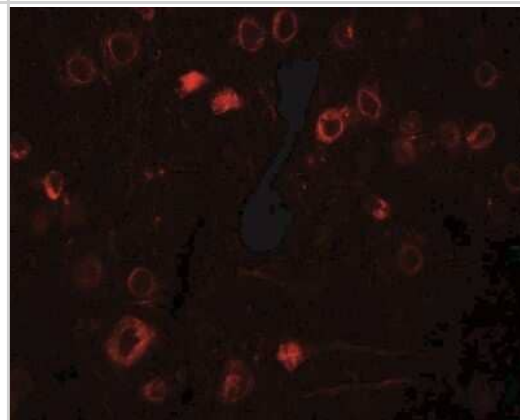


Images

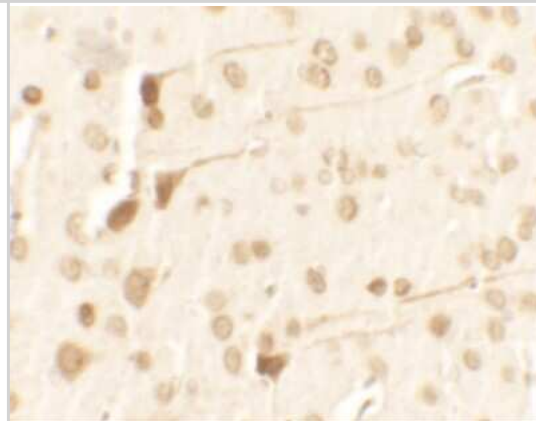
Western Blot: TPT1/TCTP Antibody [NBP2-41206] - Western blot analysis of TPT1 in human brain tissue lysate with TPT1 antibody at (A) 0.5 and (B) 1 ug/mL.



Immunohistochemistry: TPT1/TCTP Antibody [NBP2-41206] - TPT1 in rat brain tissue with TPT1 antibody at 20 ug/ml.



Immunohistochemistry: TPT1/TCTP Antibody [NBP2-41206] - Immunohistochemistry of TPT1 in rat brain tissue with TPT1 antibody at 2.5 ug/ml.





Novus Biologicals USA

10730 E. Briarwood Avenue
Centennial, CO 80112
USA
Phone: 303.730.1950
Toll Free: 1.888.506.6887
Fax: 303.730.1966
nb-customerservice@bio-techne.com

Bio-Techne Canada

21 Canmotor Ave
Toronto, ON M8Z 4E6
Canada
Phone: 905.827.6400
Toll Free: 855.668.8722
Fax: 905.827.6402
canada.inquires@bio-techne.com

Bio-Techne Ltd

19 Barton Lane
Abingdon Science Park
Abingdon, OX14 3NB, United Kingdom
Phone: (44) (0) 1235 529449
Free Phone: 0800 37 34 15
Fax: (44) (0) 1235 533420
info.EMEA@bio-techne.com

General Contact Information

www.novusbio.com
Technical Support: nb-technical@bio-techne.com
Orders: nb-customerservice@bio-techne.com
General: novus@novusbio.com

Products Related to NBP2-41206

HAF008	Goat anti-Rabbit IgG Secondary Antibody [HRP]
NB7160	Goat anti-Rabbit IgG (H+L) Secondary Antibody [HRP]
NBP2-24891	Rabbit IgG Isotype Control
NBP1-37085	Recombinant Human TPT1/TCTP His Protein

Limitations

This product is for research use only and is not approved for use in humans or in clinical diagnosis. Primary Antibodies are guaranteed for 1 year from date of receipt.

For more information on our 100% guarantee, please visit www.novusbio.com/guarantee

Earn gift cards/discounts by submitting a review: www.novusbio.com/reviews/submit/NBP2-41206

Earn gift cards/discounts by submitting a publication using this product:
www.novusbio.com/publications

