

Product Datasheet

SDH Assembly Factor 1 Antibody - BSA Free NBP2-41176

Unit Size: 0.1 mg

Store at 4C short term. Aliquot and store at -20C long term. Avoid freeze-thaw cycles.

www.novusbio.com



technical@novusbio.com

Protocols, Publications, Related Products, Reviews, Research Tools and Images at:
www.novusbio.com/NBP2-41176

Updated 10/23/2024 v.20.1

Earn rewards for product
reviews and publications.

Submit a publication at www.novusbio.com/publications

Submit a review at www.novusbio.com/reviews/destination/NBP2-41176



NBP2-41176

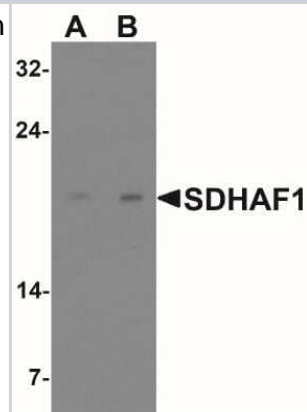
SDH Assembly Factor 1 Antibody - BSA Free

Product Information	
Unit Size	0.1 mg
Concentration	1 mg/ml
Storage	Store at 4C short term. Aliquot and store at -20C long term. Avoid freeze-thaw cycles.
Clonality	Polyclonal
Preservative	0.02% Sodium Azide
Isotype	IgG
Purity	Peptide affinity purified
Buffer	PBS
Product Description	
Host	Rabbit
Gene ID	644096
Gene Symbol	SDHAF1
Species	Human, Mouse
Specificity/Sensitivity	SDHAF1 antibody is predicted to not cross-react with other SDHAF protein family members.
Immunogen	Antibody was raised against an 18 amino acid synthetic peptide near the carboxy terminus of human SDHAF1. The immunogen is located within the last 50 amino acids of SDHAF1. Amino Acid Sequence: DSPRNPHDSTGAPETRPD
Product Application Details	
Applications	Western Blot, ELISA, Immunocytochemistry/ Immunofluorescence
Recommended Dilutions	Western Blot 1-2 ug/ml, ELISA, Immunocytochemistry/ Immunofluorescence 5 ug/ml

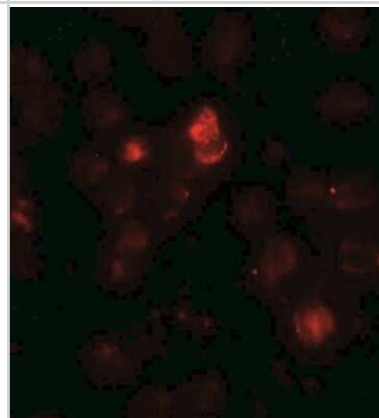


Images

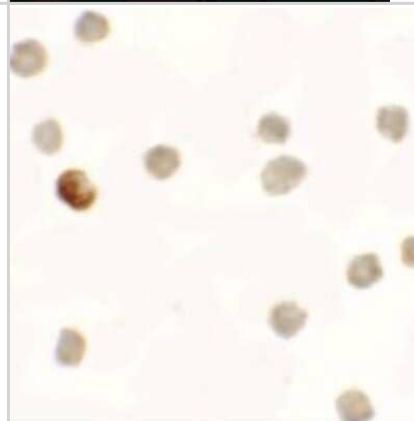
Western Blot: SDH Assembly Factor 1 Antibody [NBP2-41176] - Western blot analysis of SDHAF1 in 3T3 cell lysate with SDHAF1 antibody at (A) 1 and (B) 2 ug/mL.



Immunocytochemistry/Immunofluorescence: SDH Assembly Factor 1 Antibody [NBP2-41176] - Immunofluorescence of SDHAF1 in 3T3 cells with SDHAF1 antibody at 20 ug/mL.



Immunocytochemistry/Immunofluorescence: SDH Assembly Factor 1 Antibody [NBP2-41176] - Immunocytochemistry of SDHAF1 in 3T3 cells with SDHAF1 antibody at 5 ug/mL.





Novus Biologicals USA

10730 E. Briarwood Avenue
Centennial, CO 80112
USA
Phone: 303.730.1950
Toll Free: 1.888.506.6887
Fax: 303.730.1966
nb-customerservice@bio-techne.com

Bio-Techne Canada

21 Canmotor Ave
Toronto, ON M8Z 4E6
Canada
Phone: 905.827.6400
Toll Free: 855.668.8722
Fax: 905.827.6402
canada.inquires@bio-techne.com

Bio-Techne Ltd

19 Barton Lane
Abingdon Science Park
Abingdon, OX14 3NB, United Kingdom
Phone: (44) (0) 1235 529449
Free Phone: 0800 37 34 15
Fax: (44) (0) 1235 533420
info.EMEA@bio-techne.com

General Contact Information

www.novusbio.com
Technical Support: nb-technical@bio-techne.com
Orders: nb-customerservice@bio-techne.com
General: novus@novusbio.com

Products Related to NBP2-41176

HAF008	Goat anti-Rabbit IgG Secondary Antibody [HRP]
NB7160	Goat anti-Rabbit IgG (H+L) Secondary Antibody [HRP]
NBP2-24891	Rabbit IgG Isotype Control
NBP2-51888-0.02mg	Recombinant Human SDH Assembly Factor 1 His Protein

Limitations

This product is for research use only and is not approved for use in humans or in clinical diagnosis. Primary Antibodies are guaranteed for 1 year from date of receipt.

For more information on our 100% guarantee, please visit www.novusbio.com/guarantee

Earn gift cards/discounts by submitting a review: www.novusbio.com/reviews/submit/NBP2-41176

Earn gift cards/discounts by submitting a publication using this product:
www.novusbio.com/publications

