

Product Datasheet

TFEB Antibody - BSA Free NBP2-41167

Unit Size: 0.1 mg

Store at 4C short term. Aliquot and store at -20C long term. Avoid freeze-thaw cycles.

www.novusbio.com



technical@novusbio.com

Protocols, Publications, Related Products, Reviews, Research Tools and Images at:
www.novusbio.com/NBP2-41167

Updated 9/9/2025 v.20.1

Earn rewards for product
reviews and publications.

Submit a publication at www.novusbio.com/publications

Submit a review at www.novusbio.com/reviews/destination/NBP2-41167



NBP2-41167

TFEB Antibody - BSA Free

Product Information

Unit Size	0.1 mg
Concentration	1 mg/ml
Storage	Store at 4C short term. Aliquot and store at -20C long term. Avoid freeze-thaw cycles.
Clonality	Polyclonal
Preservative	0.02% Sodium Azide
Isotype	IgG
Purity	Peptide affinity purified
Buffer	PBS

Product Description

Description	Novus Biologicals Rabbit TFEB Antibody - BSA Free (NBP2-41167) is a polyclonal antibody validated for use in IHC, WB, ELISA and ICC/IF. All Novus Biologicals antibodies are covered by our 100% guarantee.
Host	Rabbit
Gene ID	7942
Gene Symbol	TFEB
Species	Human
Immunogen	Antibody was raised against an 18 amino acid synthetic peptide near the amino terminus of human TFEB. The immunogen is located within amino acids 70 - 120 of TFEB. Amino Acid Sequence: SQHQKVREYLSETYGNKF

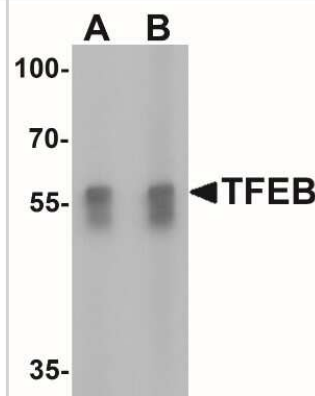
Product Application Details

Applications	Western Blot, Immunohistochemistry-Paraffin, ELISA, Immunocytochemistry/Immunofluorescence, Immunohistochemistry
Recommended Dilutions	Western Blot 1-2 ug/ml, ELISA, Immunohistochemistry 2.5 ug/mL, Immunocytochemistry/ Immunofluorescence 2.5 ug/ml, Immunohistochemistry-Paraffin 2.5 ug/ml




Images

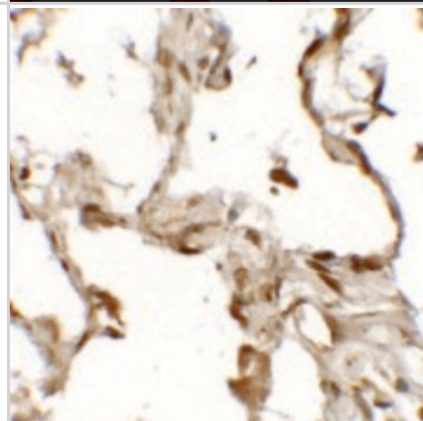
Western Blot: TFEB Antibody [NBP2-41167] - Analysis of TFEB in A549 cell lysate with TFEB antibody at (A) 1 and (B) 2 ug/mL.



Immunocytochemistry/ Immunofluorescence: TFEB Antibody - BSA Free [NBP2-41167] - Immunofluorescence of TFEB in human lung tissue with TFEB antibody at 20 ug/mL.



Immunohistochemistry: TFEB Antibody - BSA Free [NBP2-41167] - Immunohistochemistry of TFEB (NT) in human lung tissue with TFEB (NT) antibody at 2.5 ug/mL.





Novus Biologicals USA

10730 E. Briarwood Avenue
Centennial, CO 80112
USA
Phone: 303.730.1950
Toll Free: 1.888.506.6887
Fax: 303.730.1966
nb-customerservice@bio-techne.com

Bio-Techne Canada

21 Canmotor Ave
Toronto, ON M8Z 4E6
Canada
Phone: 905.827.6400
Toll Free: 855.668.8722
Fax: 905.827.6402
canada.inquires@bio-techne.com

Bio-Techne Ltd

19 Barton Lane
Abingdon Science Park
Abingdon, OX14 3NB, United Kingdom
Phone: (44) (0) 1235 529449
Free Phone: 0800 37 34 15
Fax: (44) (0) 1235 533420
info.EMEA@bio-techne.com

General Contact Information

www.novusbio.com
Technical Support: nb-technical@bio-techne.com
Orders: nb-customerservice@bio-techne.com
General: novus@novusbio.com

Products Related to NBP2-41167

HAF008	Goat anti-Rabbit IgG Secondary Antibody [HRP]
NB7160	Goat anti-Rabbit IgG (H+L) Secondary Antibody [HRP]
NBP2-24891	Rabbit IgG Isotype Control
NBL1-16838	TFEB Overexpression Lysate

Limitations

This product is for research use only and is not approved for use in humans or in clinical diagnosis. Primary Antibodies are guaranteed for 1 year from date of receipt.

For more information on our 100% guarantee, please visit www.novusbio.com/guarantee

Earn gift cards/discounts by submitting a review: www.novusbio.com/reviews/submit/NBP2-41167

Earn gift cards/discounts by submitting a publication using this product:
www.novusbio.com/publications

