

# Product Datasheet

## **solute carrier family 22, member 18 antisense Antibody - BSA Free NBP2-39093**

Unit Size: 0.1 ml

Store at 4C short term. Aliquot and store at -20C long term. Avoid freeze-thaw cycles.

[www.novusbio.com](http://www.novusbio.com)



[technical@novusbio.com](mailto:technical@novusbio.com)

Protocols, Publications, Related Products, Reviews, Research Tools and Images at:  
[www.novusbio.com/NBP2-39093](http://www.novusbio.com/NBP2-39093)

Updated 9/9/2025 v.20.1

Earn rewards for product  
reviews and publications.

Submit a publication at [www.novusbio.com/publications](http://www.novusbio.com/publications)

Submit a review at [www.novusbio.com/reviews/destination/NBP2-39093](http://www.novusbio.com/reviews/destination/NBP2-39093)



**NBP2-39093**

solute carrier family 22, member 18 antisense Antibody - BSA Free

| Product Information |  |
|---------------------|--|
| Unit Size           | 0.1 ml   |
| Concentration       | Concentrations vary lot to lot. See vial label for concentration. If unlisted please contact technical services. |
| Storage             | Store at 4C short term. Aliquot and store at -20C long term. Avoid freeze-thaw cycles.                           |
| Clonality           | Polyclonal   |
| Preservative        | 0.02% Sodium Azide   |
| Isotype             | IgG  |
| Purity              | Immunogen affinity purified  |
| Buffer              | PBS (pH 7.2) and 40% Glycerol  |

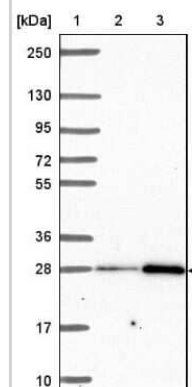
| Product Description |   |
|---------------------|---|
| Description         | Novus Biologicals Rabbit solute carrier family 22, member 18 antisense Antibody - BSA Free (NBP2-39093) is a polyclonal antibody validated for use in IHC, WB and ICC/IF. All Novus Biologicals antibodies are covered by our 100% guarantee. |
| Host                | Rabbit  |
| Gene ID             | 5003  |
| Gene Symbol         | SLC22A18AS  |
| Species             | Human   |
| Immunogen           | This antibody was developed against a recombinant protein corresponding to amino acids:<br>ELPGSEGMWENCPLGWVKKKASGTLAPLDFLLQRKRLWLWASEPVRPQPQGI<br>HRFREARRQFCRMRGSRLTGGRKG   |

| Product Application Details |  |
|-----------------------------|--|
| Applications                | Western Blot, Immunohistochemistry-Paraffin, Immunocytochemistry/Immunofluorescence, Immunohistochemistry  |
| Recommended Dilutions       | Western Blot 0.04-0.4 ug/ml, Immunohistochemistry 1:200 - 1:500, Immunocytochemistry/ Immunofluorescence 0.25-2 ug/ml, Immunohistochemistry-Paraffin 1:200 - 1:500 |
| Application Notes           | For IHC-Paraffin, HIER pH 6 retrieval is recommended.<br>Immunocytochemistry/Immunofluorescence Fixation Permeabilization: Use PFA/Triton X-100.                   |

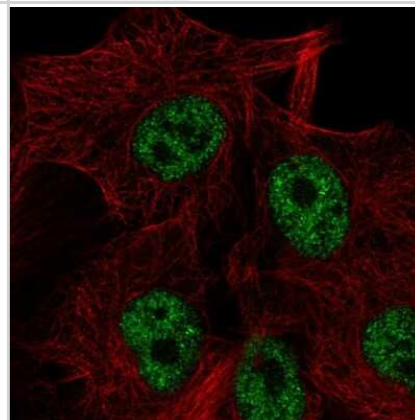


## Images

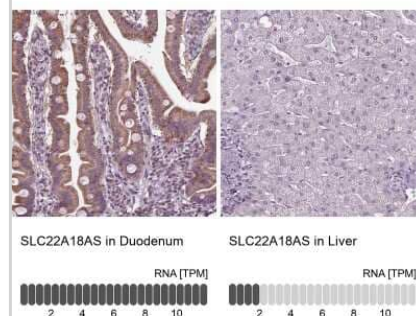
Western Blot: solute carrier family 22, member 18 antisense Antibody [NBP2-39093] - Lane 1: Marker [kDa] 250, 130, 95, 72, 55, 36, 28, 17, 10. Lane 2: Human cell line RT-4. Lane 3: Human cell line U-251MG



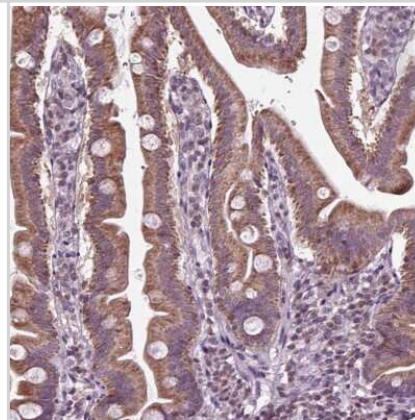
Immunocytochemistry/Immunofluorescence: solute carrier family 22, member 18 antisense Antibody [NBP2-39093] - Immunofluorescent staining of human cell line SK-MEL-30 shows localization to nucleoplasm.



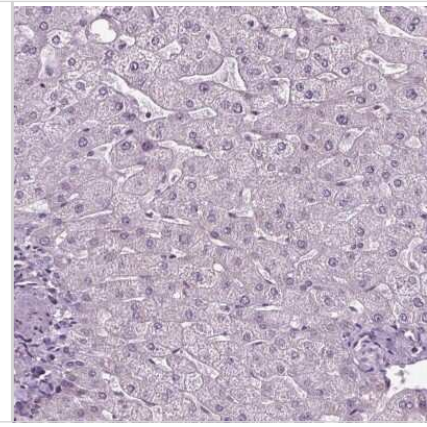
Immunohistochemistry-Paraffin: solute carrier family 22, member 18 antisense Antibody [NBP2-39093] - Staining in human duodenum and liver tissues using anti-SLC22A18AS antibody. Corresponding SLC22A18AS RNA-seq data are presented for the same tissues.



Immunohistochemistry-Paraffin: solute carrier family 22, member 18 antisense Antibody [NBP2-39093] - Staining of human duodenum shows high expression.



Immunohistochemistry-Paraffin: solute carrier family 22, member 18 antisense Antibody [NBP2-39093] - Staining of human liver shows low expression as expected.





### **Novus Biologicals USA**

10730 E. Briarwood Avenue  
Centennial, CO 80112  
USA  
Phone: 303.730.1950  
Toll Free: 1.888.506.6887  
Fax: 303.730.1966  
nb-customerservice@bio-techne.com

### **Bio-Techne Canada**

21 Canmotor Ave  
Toronto, ON M8Z 4E6  
Canada  
Phone: 905.827.6400  
Toll Free: 855.668.8722  
Fax: 905.827.6402  
canada.inquires@bio-techne.com

### **Bio-Techne Ltd**

19 Barton Lane  
Abingdon Science Park  
Abingdon, OX14 3NB, United Kingdom  
Phone: (44) (0) 1235 529449  
Free Phone: 0800 37 34 15  
Fax: (44) (0) 1235 533420  
info.EMEA@bio-techne.com

### **General Contact Information**

www.novusbio.com  
Technical Support: nb-technical@bio-techne.com  
Orders: nb-customerservice@bio-techne.com  
General: novus@novusbio.com

### **Products Related to NBP2-39093**

---

|               |   |
|---------------|---|
| NBP2-39093PEP | solute carrier family 22, member 18 antisense Recombinant Protein Antigen |
| HAF008        | Goat anti-Rabbit IgG Secondary Antibody [HRP]                             |
| NB7160        | Goat anti-Rabbit IgG (H+L) Secondary Antibody [HRP]                       |
| NBP2-24891    | Rabbit IgG Isotype Control  |

---

### **Limitations**

This product is for research use only and is not approved for use in humans or in clinical diagnosis. Primary Antibodies are guaranteed for 1 year from date of receipt.

For more information on our 100% guarantee, please visit [www.novusbio.com/guarantee](http://www.novusbio.com/guarantee)

Earn gift cards/discounts by submitting a review: [www.novusbio.com/reviews/submit/NBP2-39093](http://www.novusbio.com/reviews/submit/NBP2-39093)

Earn gift cards/discounts by submitting a publication using this product:  
[www.novusbio.com/publications](http://www.novusbio.com/publications)

