

Product Datasheet

Perilipin-4 Antibody - BSA Free NBP2-38731

Unit Size: 0.1 ml

Store at 4C short term. Aliquot and store at -20C long term. Avoid freeze-thaw cycles.

www.novusbio.com



technical@novusbio.com

Protocols, Publications, Related Products, Reviews, Research Tools and Images at:
www.novusbio.com/NBP2-38731

Updated 9/9/2025 v.20.1

Earn rewards for product
reviews and publications.

Submit a publication at www.novusbio.com/publications

Submit a review at www.novusbio.com/reviews/destination/NBP2-38731



NBP2-38731

Perilipin-4 Antibody - BSA Free

Product Information

Unit Size	0.1 ml
Concentration	Concentrations vary lot to lot. See vial label for concentration. If unlisted please contact technical services.
Storage	Store at 4C short term. Aliquot and store at -20C long term. Avoid freeze-thaw cycles.
Clonality	Polyclonal
Preservative	0.02% Sodium Azide
Isotype	IgG
Purity	Immunogen affinity purified
Buffer	PBS (pH 7.2) and 40% Glycerol

Product Description

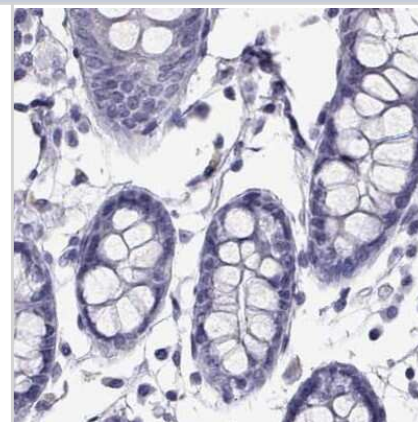
Description	Novus Biologicals Rabbit Perilipin-4 Antibody - BSA Free (NBP2-38731) is a polyclonal antibody validated for use in IHC, WB and ICC/IF. All Novus Biologicals antibodies are covered by our 100% guarantee.
Host	Rabbit
Gene ID	729359
Gene Symbol	PLIN4
Species	Human
Immunogen	This antibody was developed against a recombinant protein corresponding to amino acids: KGA VQTGLKTTQNIATGKNTLGSGVTGA AKVAKGAVQGGLD TTKSVLTG TKD AVSTGLTGAVNLAKGTVQ TGVDTSKTVLT

Product Application Details

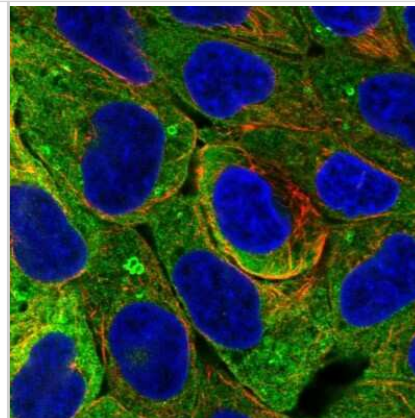
Applications	Western Blot, Immunohistochemistry-Paraffin, Immunocytochemistry/Immunofluorescence, Immunohistochemistry
Recommended Dilutions	Western Blot 0.04-0.4 ug/ml, Immunohistochemistry 1:5000 - 1:10000, Immunocytochemistry/ Immunofluorescence 0.25-2 ug/ml, Immunohistochemistry-Paraffin 1:5000 - 1:10000
Application Notes	For IHC-Paraffin, HIER pH 6 retrieval is recommended. Immunocytochemistry/Immunofluorescence Fixation Permeabilization: Use PFA/Triton X-100.

Images

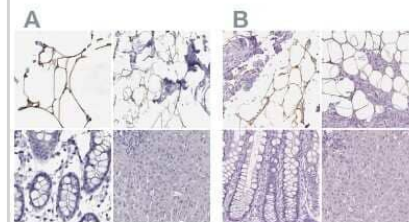
Western Blot: Perilipin-4 Antibody [NBP2-38731] - Staining of human colon.



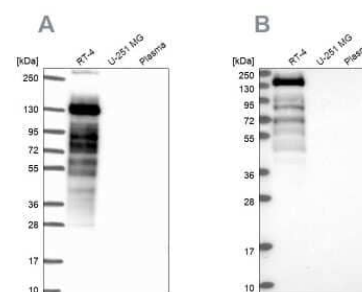
Immunocytochemistry/Immunofluorescence: Perilipin-4 Antibody [NBP2-38731] - Staining of human cell line RT4 shows localization to cytosol & lipid droplets.



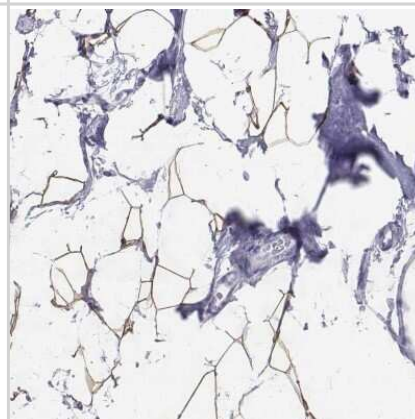
Immunohistochemistry-Paraffin: Perilipin-4 Antibody [NBP2-38731] - Staining of human adipose tissue, breast, colon and liver using Anti-Perilipin-4 antibody NBP2-38731 (A) shows similar protein distribution across tissues to independent antibody NBP2-13776 (B).



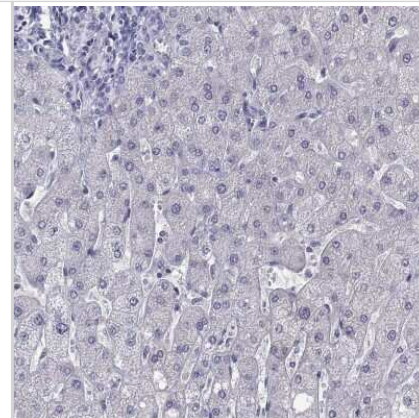
Western Blot: Perilipin-4 Antibody [NBP2-38731] - Analysis using Anti-PLIN4 antibody NBP2-38731 (A) shows similar pattern to independent antibody NBP2-13776 (B).



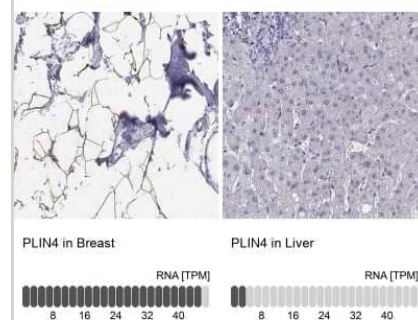
Immunohistochemistry-Paraffin: Perilipin-4 Antibody [NBP2-38731] - Staining of human breast shows high expression.



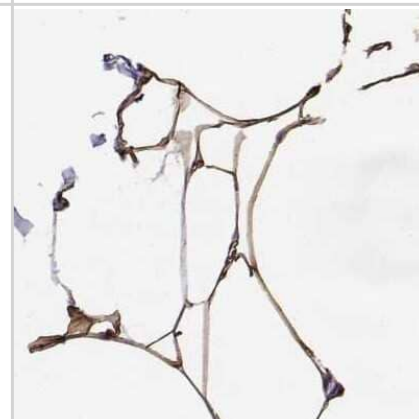
Immunohistochemistry-Paraffin: Perilipin-4 Antibody [NBP2-38731] - Staining of human liver shows low expression as expected.



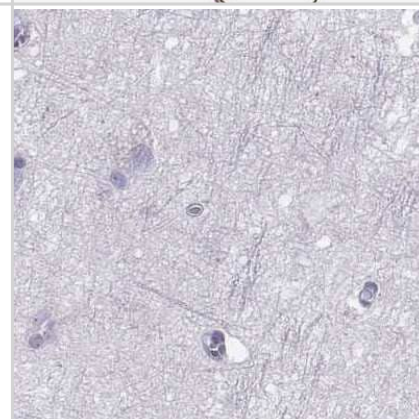
Immunohistochemistry-Paraffin: Perilipin-4 Antibody [NBP2-38731] - Staining in human breast and liver tissues using anti-PLIN4 antibody. Corresponding PLIN4 RNA-seq data are presented for the same tissues.



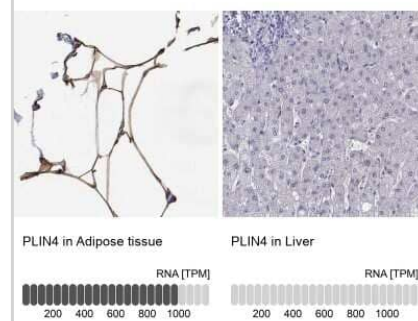
Immunohistochemistry-Paraffin: Perilipin-4 Antibody [NBP2-38731] - Staining of human soft tissues.



Immunohistochemistry-Paraffin: Perilipin-4 Antibody [NBP2-38731] - Staining of human cerebral cortex.



Immunohistochemistry-Paraffin: Perilipin-4 Antibody [NBP2-38731] - Analysis in human adipose tissue and liver tissues. Corresponding Perilipin-4 RNA-seq data are presented for the same tissues.





Novus Biologicals USA

10730 E. Briarwood Avenue
Centennial, CO 80112
USA
Phone: 303.730.1950
Toll Free: 1.888.506.6887
Fax: 303.730.1966
nb-customerservice@bio-techne.com

Bio-Techne Canada

21 Canmotor Ave
Toronto, ON M8Z 4E6
Canada
Phone: 905.827.6400
Toll Free: 855.668.8722
Fax: 905.827.6402
canada.inquires@bio-techne.com

Bio-Techne Ltd

19 Barton Lane
Abingdon Science Park
Abingdon, OX14 3NB, United Kingdom
Phone: (44) (0) 1235 529449
Free Phone: 0800 37 34 15
Fax: (44) (0) 1235 533420
info.EMEA@bio-techne.com

General Contact Information

www.novusbio.com
Technical Support: nb-technical@bio-techne.com
Orders: nb-customerservice@bio-techne.com
General: novus@novusbio.com

Products Related to NBP2-38731

NBP2-38731PEP	Perilipin-4 Recombinant Protein Antigen
HAF008	Goat anti-Rabbit IgG Secondary Antibody [HRP]
NB7160	Goat anti-Rabbit IgG (H+L) Secondary Antibody [HRP]
NBP2-24891	Rabbit IgG Isotype Control

Limitations

This product is for research use only and is not approved for use in humans or in clinical diagnosis. Primary Antibodies are guaranteed for 1 year from date of receipt.

For more information on our 100% guarantee, please visit www.novusbio.com/guarantee

Earn gift cards/discounts by submitting a review: www.novusbio.com/reviews/submit/NBP2-38731

Earn gift cards/discounts by submitting a publication using this product:
www.novusbio.com/publications

