

Product Datasheet

Claudin-1 Antibody - BSA Free

NBP2-38578

Unit Size: 0.1 ml

Store at 4C short term. Aliquot and store at -20C long term. Avoid freeze-thaw cycles.

www.novusbio.com



technical@novusbio.com

Publications: 1

Protocols, Publications, Related Products, Reviews, Research Tools and Images at:
www.novusbio.com/NBP2-38578

Updated 9/9/2025 v.20.1

Earn rewards for product
reviews and publications.

Submit a publication at www.novusbio.com/publications

Submit a review at www.novusbio.com/reviews/destination/NBP2-38578



NBP2-38578

Claudin-1 Antibody - BSA Free

Product Information

Unit Size	0.1 ml
Concentration	Concentrations vary lot to lot. See vial label for concentration. If unlisted please contact technical services.
Storage	Store at 4C short term. Aliquot and store at -20C long term. Avoid freeze-thaw cycles.
Clonality	Polyclonal
Preservative	0.02% Sodium Azide
Isotype	IgG
Purity	Immunogen affinity purified
Buffer	PBS (pH 7.2) and 40% Glycerol

Product Description

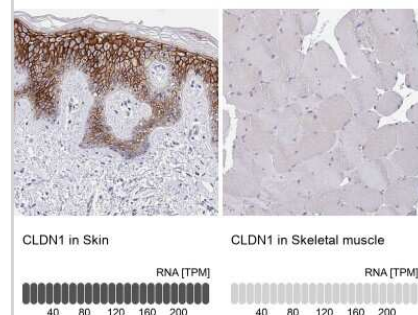
Description	Novus Biologicals Rabbit Claudin-1 Antibody - BSA Free (NBP2-38578) is a polyclonal antibody validated for use in IHC and WB. Anti-Claudin-1 Antibody: Cited in 1 publication. All Novus Biologicals antibodies are covered by our 100% guarantee.
Host	Rabbit
Gene ID	9076
Gene Symbol	CLDN1
Species	Human
Immunogen	This antibody was developed against a recombinant protein corresponding to amino acids: KTTSYTPRPYPKPAPSSGKDYV

Product Application Details

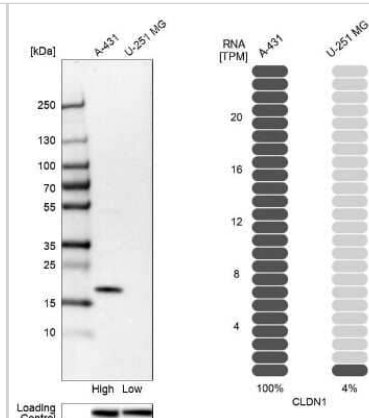
Applications	Western Blot, Immunohistochemistry-Paraffin, Immunohistochemistry
Recommended Dilutions	Western Blot 0.04 - 0.4 ug/ml, Immunohistochemistry 1:50 - 1:200, Immunohistochemistry-Paraffin 1:50 - 1:200
Application Notes	For IHC-Paraffin, HIER pH 6 retrieval is recommended.

Images

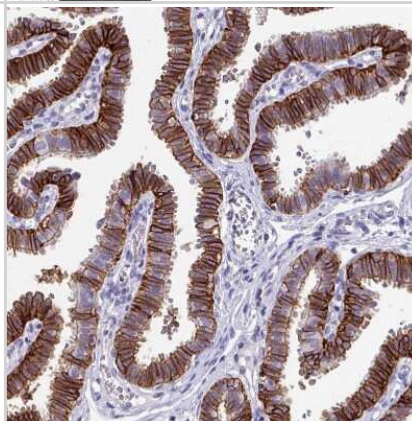
Immunohistochemistry-Paraffin: Claudin-1 Antibody [NBP2-38578] - Staining in human skin and skeletal muscle tissues using NBP2-38578 antibody. Corresponding CLDN1 RNA-seq data are presented for the same tissues.



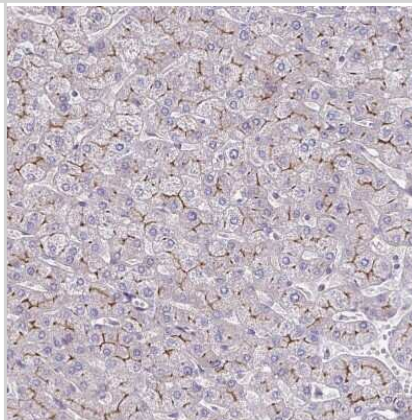
Western Blot: Claudin-1 Antibody [NBP2-38578] - Analysis in human cell lines A-431 and U-251MG. Corresponding RNA-seq data are presented for the same cell lines. Loading control: Anti-HSP90B1.



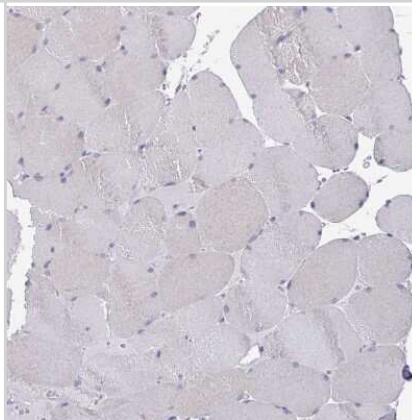
Immunohistochemistry-Paraffin: Claudin-1 Antibody [NBP2-38578] - Staining of human fallopian tube shows moderate to strong membranous positivity in glandular cells.



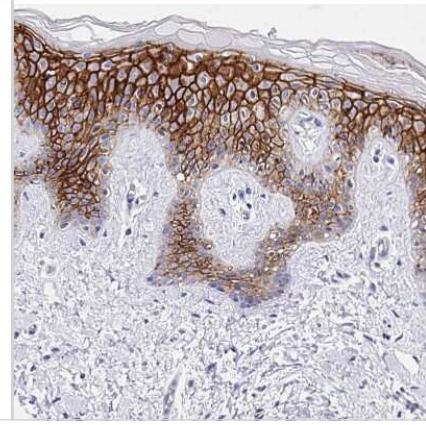
Immunohistochemistry-Paraffin: Claudin-1 Antibody [NBP2-38578] - Staining of human liver shows moderate membranous positivity in hepatocytes.



Immunohistochemistry-Paraffin: Claudin-1 Antibody [NBP2-38578] - Staining of human skeletal muscle shows no positivity in myocytes as expected.



Immunohistochemistry-Paraffin: Claudin-1 Antibody [NBP2-38578] - Staining of human skin shows strong membranous positivity in squamous epithelial cells.



Publications

Cheng Y, Li J, Zhang X et al. Protective Effect of Qingchang Wenzhong Decoction on Colitis and Colitis-Related Carcinogenesis by Regulating Inflammation and Intestinal Fibrosis Journal of inflammation research 2023-04-07 [PMID: 37056910] (IHC-P, Mouse)



Novus Biologicals USA

10730 E. Briarwood Avenue
Centennial, CO 80112
USA
Phone: 303.730.1950
Toll Free: 1.888.506.6887
Fax: 303.730.1966
nb-customerservice@bio-techne.com

Bio-Techne Canada

21 Canmotor Ave
Toronto, ON M8Z 4E6
Canada
Phone: 905.827.6400
Toll Free: 855.668.8722
Fax: 905.827.6402
canada.inquires@bio-techne.com

Bio-Techne Ltd

19 Barton Lane
Abingdon Science Park
Abingdon, OX14 3NB, United Kingdom
Phone: (44) (0) 1235 529449
Free Phone: 0800 37 34 15
Fax: (44) (0) 1235 533420
info.EMEA@bio-techne.com

General Contact Information

www.novusbio.com
Technical Support: nb-technical@bio-techne.com
Orders: nb-customerservice@bio-techne.com
General: novus@novusbio.com

Products Related to NBP2-38578

NBP2-38578PEP	Claudin-1 Recombinant Protein Antigen
HAF008	Goat anti-Rabbit IgG Secondary Antibody [HRP]
NB7160	Goat anti-Rabbit IgG (H+L) Secondary Antibody [HRP]
NBP2-24891	Rabbit IgG Isotype Control

Limitations

This product is for research use only and is not approved for use in humans or in clinical diagnosis. Primary Antibodies are guaranteed for 1 year from date of receipt.

For more information on our 100% guarantee, please visit www.novusbio.com/guarantee

Earn gift cards/discounts by submitting a review: www.novusbio.com/reviews/submit/NBP2-38578

Earn gift cards/discounts by submitting a publication using this product:
www.novusbio.com/publications

