

Product Datasheet

EIF2B2 Antibody - BSA Free

NBP2-38572

Unit Size: 0.1 ml

Store at 4C short term. Aliquot and store at -20C long term. Avoid freeze-thaw cycles.

www.novusbio.com



technical@novusbio.com

Publications: 1

Protocols, Publications, Related Products, Reviews, Research Tools and Images at:
www.novusbio.com/NBP2-38572

Updated 9/9/2025 v.20.1

Earn rewards for product
reviews and publications.

Submit a publication at www.novusbio.com/publications

Submit a review at www.novusbio.com/reviews/destination/NBP2-38572



NBP2-38572

EIF2B2 Antibody - BSA Free

Product Information	
Unit Size	0.1 ml
Concentration	Concentrations vary lot to lot. See vial label for concentration. If unlisted please contact technical services.
Storage	Store at 4C short term. Aliquot and store at -20C long term. Avoid freeze-thaw cycles.
Clonality	Polyclonal
Preservative	0.02% Sodium Azide
Isotype	IgG
Purity	Immunogen affinity purified
Buffer	PBS (pH 7.2) and 40% Glycerol

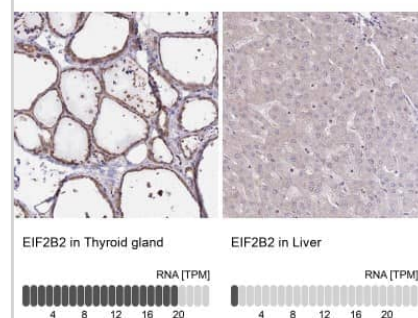
Product Description	
Description	Novus Biologicals Rabbit EIF2B2 Antibody - BSA Free (NBP2-38572) is a polyclonal antibody validated for use in IHC and ICC/IF. Anti-EIF2B2 Antibody: Cited in 1 publication. All Novus Biologicals antibodies are covered by our 100% guarantee.
Host	Rabbit
Gene ID	8892
Gene Symbol	EIF2B2
Species	Human
Immunogen	This antibody was developed against a recombinant protein corresponding to amino acids: RETGLLRQIITDHRWSNAGELMELIRREGRRMTAAQPSETTVGNMVERRVLKII REEYGRLLHGRSDESDQQESLHKLLTSGGLNEDFSFHYAQLQSNIIIEAINELLVE LEGTMENIAAQALEHIHSNEVIMTIGFSRTVEAFLKEAARKRK

Product Application Details	
Applications	Immunohistochemistry-Paraffin, Immunocytochemistry/ Immunofluorescence, Immunohistochemistry
Recommended Dilutions	Immunohistochemistry 1:200 - 1:500, Immunocytochemistry/ Immunofluorescence 0.25-2 ug/ml, Immunohistochemistry-Paraffin 1:200 - 1:500
Application Notes	For IHC-Paraffin, HIER pH 6 retrieval is recommended. ICC/IF Fixation Permeabilization: Use PFA/Triton X-100.

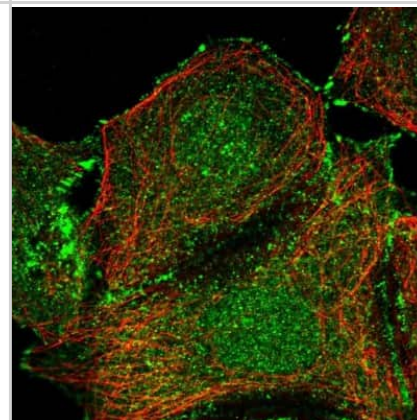


Images

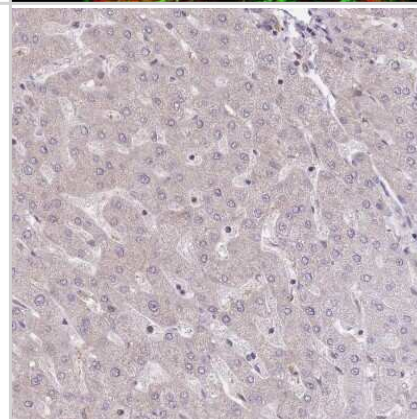
Immunohistochemistry-Paraffin: EIF2B2 Antibody [NBP2-38572] - Staining in human thyroid gland and liver tissues using anti-EIF2B2 antibody. Corresponding EIF2B2 RNA-seq data are presented for the same tissues.



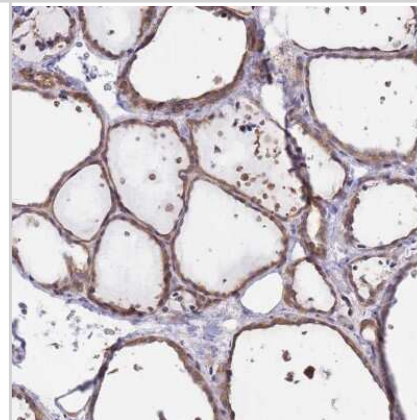
Immunocytochemistry/Immunofluorescence: EIF2B2 Antibody [NBP2-38572] - Staining of human cell line MCF7 shows localization to nucleoplasm, plasma membrane & focal adhesion sites. Antibody staining is shown in green.



Immunohistochemistry-Paraffin: EIF2B2 Antibody [NBP2-38572] - Staining of human liver shows low expression as expected.



Immunohistochemistry-Paraffin: EIF2B2 Antibody [NBP2-38572] - Staining of human thyroid gland shows high expression.



Publications

Ceribelli A, Isailovic N, De Santis M et al. Autoantibodies as biomarkers for interstitial lung disease in idiopathic inflammatory myositis and systemic sclerosis: The case of anti-eIF2B antibodies J Transl Autoimmun 2020-08-04 [PMID: 32743530]



Novus Biologicals USA

10730 E. Briarwood Avenue
Centennial, CO 80112
USA
Phone: 303.730.1950
Toll Free: 1.888.506.6887
Fax: 303.730.1966
nb-customerservice@bio-techne.com

Bio-Techne Canada

21 Canmotor Ave
Toronto, ON M8Z 4E6
Canada
Phone: 905.827.6400
Toll Free: 855.668.8722
Fax: 905.827.6402
canada.inquires@bio-techne.com

Bio-Techne Ltd

19 Barton Lane
Abingdon Science Park
Abingdon, OX14 3NB, United Kingdom
Phone: (44) (0) 1235 529449
Free Phone: 0800 37 34 15
Fax: (44) (0) 1235 533420
info.EMEA@bio-techne.com

General Contact Information

www.novusbio.com
Technical Support: nb-technical@bio-techne.com
Orders: nb-customerservice@bio-techne.com
General: novus@novusbio.com

Products Related to NBP2-38572

NBP2-38572PEP	EIF2B2 Recombinant Protein Antigen
HAF008	Goat anti-Rabbit IgG Secondary Antibody [HRP]
NB7160	Goat anti-Rabbit IgG (H+L) Secondary Antibody [HRP]
NBP2-24891	Rabbit IgG Isotype Control

Limitations

This product is for research use only and is not approved for use in humans or in clinical diagnosis. Primary Antibodies are guaranteed for 1 year from date of receipt.

For more information on our 100% guarantee, please visit www.novusbio.com/guarantee

Earn gift cards/discounts by submitting a review: www.novusbio.com/reviews/submit/NBP2-38572

Earn gift cards/discounts by submitting a publication using this product:
www.novusbio.com/publications

