

Product Datasheet

Ferredoxin Reductase Antibody - BSA Free NBP2-38530

Unit Size: 0.1 ml

Store at 4C short term. Aliquot and store at -20C long term. Avoid freeze-thaw cycles.

www.novusbio.com



technical@novusbio.com

Protocols, Publications, Related Products, Reviews, Research Tools and Images at:
www.novusbio.com/NBP2-38530

Updated 2/23/2025 v.20.1

Earn rewards for product
reviews and publications.

Submit a publication at www.novusbio.com/publications

Submit a review at www.novusbio.com/reviews/destination/NBP2-38530



NBP2-38530

Ferredoxin Reductase Antibody - BSA Free

Product Information

Unit Size	0.1 ml
Concentration	Concentrations vary lot to lot. See vial label for concentration. If unlisted please contact technical services.
Storage	Store at 4C short term. Aliquot and store at -20C long term. Avoid freeze-thaw cycles.
Clonality	Polyclonal
Preservative	0.02% Sodium Azide
Isotype	IgG
Purity	Immunogen affinity purified
Buffer	PBS (pH 7.2) and 40% Glycerol

Product Description

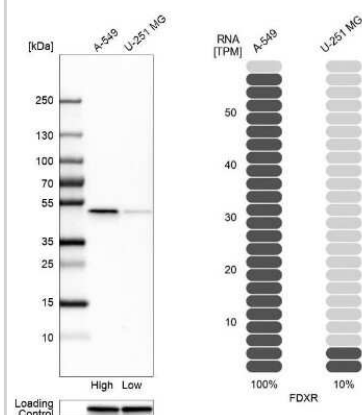
Host	Rabbit
Gene ID	2232
Gene Symbol	FDXR
Species	Human
Reactivity Notes	Immunogen displays the following percentage of sequence identity for non-tested species: Mouse (82%), Rat (83%)
Immunogen	This antibody was developed against a recombinant protein corresponding to amino acids: MASRCWRWWGWSAWPRTLPPAGSTPSFCHHFSTQEKTQPQICVVGSGPAG FYTAQHLLKHPQAHVDIYEKQPVPFGLVRFVGVAPDHPEVKNVINTFTQTAHSGR CAFWGNVEVGRDVTVPPELREAYHAVVLSYG

Product Application Details

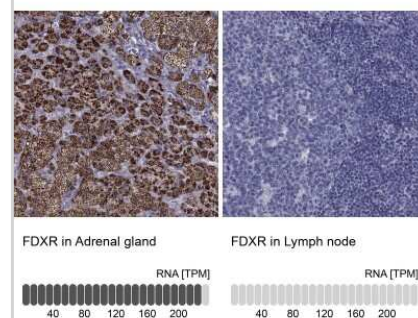
Applications	Western Blot, Immunocytochemistry/ Immunofluorescence, Immunohistochemistry, Immunohistochemistry-Paraffin
Recommended Dilutions	Western Blot 0.04-0.4 ug/ml, Immunohistochemistry 1:500 - 1:1000, Immunocytochemistry/ Immunofluorescence 0.25-2 ug/ml, Immunohistochemistry-Paraffin 1:500 - 1:1000
Application Notes	For IHC-Paraffin, HIER pH 6 retrieval is recommended. ICC/IF Fixation Permeabilization: Use PFA/Triton X-100.

Images

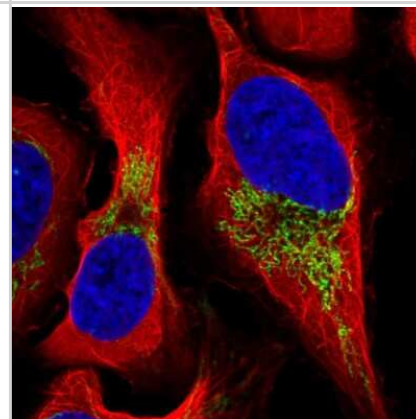
Western Blot: Ferredoxin Reductase Antibody [NBP2-38530] - Analysis in human cell lines A-549 and U-251MG using anti-FDXR antibody. Corresponding FDXR RNA-seq data are presented for the same cell lines. Loading control: anti-GAPDH.



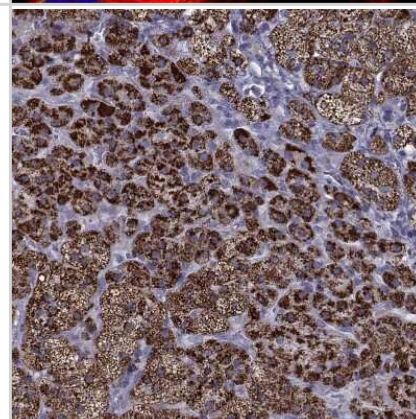
Immunohistochemistry-Paraffin: Ferredoxin Reductase Antibody [NBP2-38530] - Staining in human adrenal gland and lymph node tissues using NBP2-38530 antibody. Corresponding FDXR RNA-seq data are presented for the same tissues.



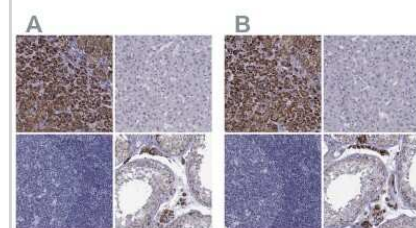
Immunocytochemistry/Immunofluorescence: Ferredoxin Reductase Antibody [NBP2-38530] - Staining of human cell line U-2 OS shows positivity in mitochondria. Antibody staining is shown in green.



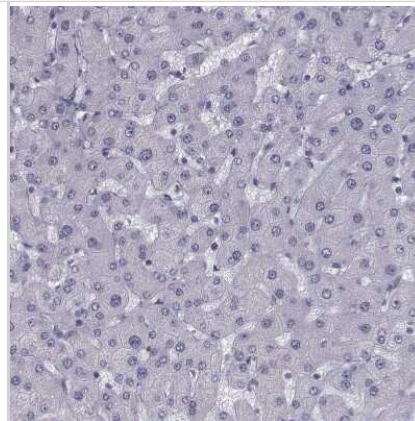
Immunohistochemistry-Paraffin: Ferredoxin Reductase Antibody [NBP2-38530] - Staining of human adrenal gland shows strong granular cytoplasmic positivity in glandular cells.



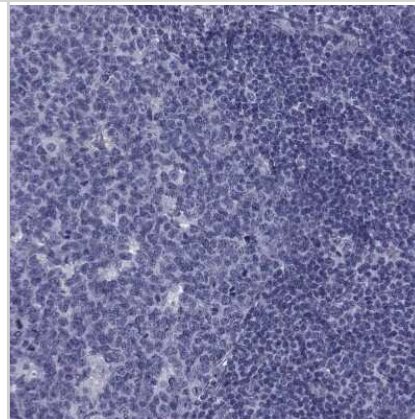
Immunohistochemistry-Paraffin: Ferredoxin Reductase Antibody [NBP2-38530] - Staining of human adrenal gland, liver, lymph node and testis using Anti-FDXR antibody NBP2-38530 (A) shows similar protein distribution across tissues to independent antibody NBP2-38706 (B).



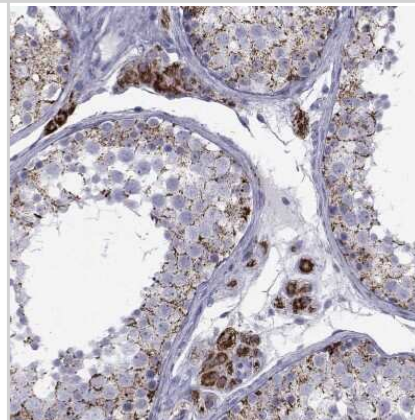
Immunohistochemistry-Paraffin: Ferredoxin Reductase Antibody [NBP2-38530] - Staining of human liver shows no positivity in hepatocytes as expected.



Immunohistochemistry-Paraffin: Ferredoxin Reductase Antibody [NBP2-38530] - Staining of human lymph node shows no positivity in non-germinal center cells as expected.



Immunohistochemistry-Paraffin: Ferredoxin Reductase Antibody [NBP2-38530] - Staining of human testis shows strong granular cytoplasmic positivity in Leydig cells.





Novus Biologicals USA

10730 E. Briarwood Avenue
Centennial, CO 80112
USA
Phone: 303.730.1950
Toll Free: 1.888.506.6887
Fax: 303.730.1966
nb-customerservice@bio-techne.com

Bio-Techne Canada

21 Canmotor Ave
Toronto, ON M8Z 4E6
Canada
Phone: 905.827.6400
Toll Free: 855.668.8722
Fax: 905.827.6402
canada.inquires@bio-techne.com

Bio-Techne Ltd

19 Barton Lane
Abingdon Science Park
Abingdon, OX14 3NB, United Kingdom
Phone: (44) (0) 1235 529449
Free Phone: 0800 37 34 15
Fax: (44) (0) 1235 533420
info.EMEA@bio-techne.com

General Contact Information

www.novusbio.com
Technical Support: nb-technical@bio-techne.com
Orders: nb-customerservice@bio-techne.com
General: novus@novusbio.com

Products Related to NBP2-38530

NBP2-38530PEP	Ferredoxin Reductase Recombinant Protein Antigen
HAF008	Goat anti-Rabbit IgG Secondary Antibody [HRP]
NB7160	Goat anti-Rabbit IgG (H+L) Secondary Antibody [HRP]
NBP2-24891	Rabbit IgG Isotype Control

Limitations

This product is for research use only and is not approved for use in humans or in clinical diagnosis. Primary Antibodies are guaranteed for 1 year from date of receipt.

For more information on our 100% guarantee, please visit www.novusbio.com/guarantee

Earn gift cards/discounts by submitting a review: www.novusbio.com/reviews/submit/NBP2-38530

Earn gift cards/discounts by submitting a publication using this product:
www.novusbio.com/publications

