

# Product Datasheet

## ELAVL2 Antibody - BSA Free

### NBP2-38012

Unit Size: 0.1 ml

Store at 4C short term. Aliquot and store at -20C long term. Avoid freeze-thaw cycles.

[www.novusbio.com](http://www.novusbio.com)



[technical@novusbio.com](mailto:technical@novusbio.com)

Protocols, Publications, Related Products, Reviews, Research Tools and Images at:  
[www.novusbio.com/NBP2-38012](http://www.novusbio.com/NBP2-38012)

Updated 9/9/2025 v.20.1

Earn rewards for product  
reviews and publications.

Submit a publication at [www.novusbio.com/publications](http://www.novusbio.com/publications)

Submit a review at [www.novusbio.com/reviews/destination/NBP2-38012](http://www.novusbio.com/reviews/destination/NBP2-38012)



**NBP2-38012**

ELAVL2 Antibody - BSA Free

**Product Information**

|                      |  |
|----------------------|--|
| <b>Unit Size</b>     | 0.1 ml   |
| <b>Concentration</b> | Concentrations vary lot to lot. See vial label for concentration. If unlisted please contact technical services. |
| <b>Storage</b>       | Store at 4C short term. Aliquot and store at -20C long term. Avoid freeze-thaw cycles.                           |
| <b>Clonality</b>     | Polyclonal   |
| <b>Preservative</b>  | 0.02% Sodium Azide   |
| <b>Isotype</b>       | IgG  |
| <b>Purity</b>        | Immunogen affinity purified  |
| <b>Buffer</b>        | PBS (pH 7.2) and 40% Glycerol  |

**Product Description**

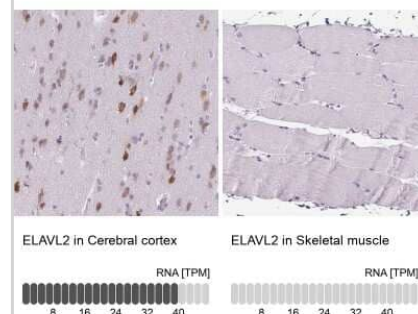
|                    |  |
|--------------------|--|
| <b>Description</b> | Novus Biologicals Rabbit ELAVL2 Antibody - BSA Free (NBP2-38012) is a polyclonal antibody validated for use in IHC and ICC/IF. All Novus Biologicals antibodies are covered by our 100% guarantee. |
| <b>Host</b>        | Rabbit   |
| <b>Gene ID</b>     | 1993   |
| <b>Gene Symbol</b> | ELAVL2   |
| <b>Species</b>     | Human  |
| <b>Immunogen</b>   | This antibody was developed against a recombinant protein corresponding to amino acids:<br>MAVRLCDVASLLRSGSWAAEPWTGQVIAAMETQLSNGPTCNNTANGPTTINN<br>NCSSPVDSGNTEDSKTNL                              |

**Product Application Details**

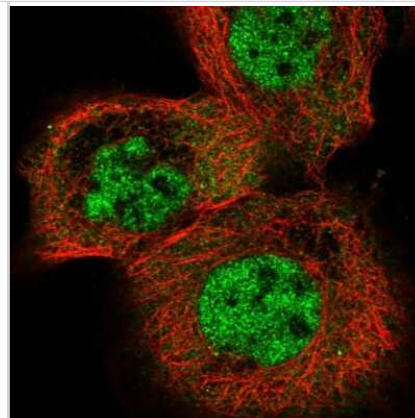
|                              |   |
|------------------------------|---|
| <b>Applications</b>          | Immunohistochemistry-Paraffin, Immunocytochemistry/ Immunofluorescence, Immunohistochemistry  |
| <b>Recommended Dilutions</b> | Immunohistochemistry 1:200 - 1:500, Immunocytochemistry/ Immunofluorescence 0.25-2 ug/ml, Immunohistochemistry-Paraffin 1:200 - 1:500 |
| <b>Application Notes</b>     | For IHC-Paraffin, HIER pH 6 retrieval is recommended. ICC/IF Fixation Permeabilization: Use PFA/Triton X-100.                         |

**Images**

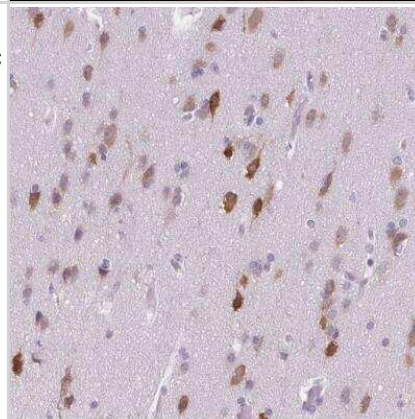
Immunohistochemistry-Paraffin: ELAVL2 Antibody [NBP2-38012] - Staining in human cerebral cortex and skeletal muscle tissues using NBP2-38012 antibody. Corresponding ELAVL2 RNA-seq data are presented for the same tissues.



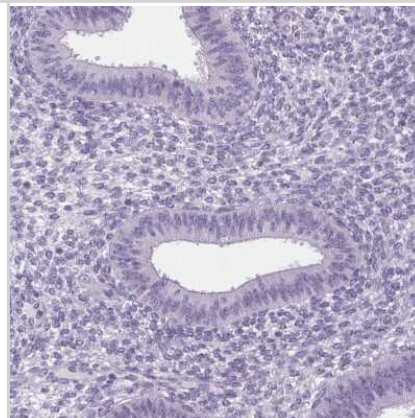
Immunocytochemistry/Immunofluorescence: ELAVL2 Antibody [NBP2-38012] - Staining of human cell line A-431 shows localization to nucleoplasm. Antibody staining is shown in green.



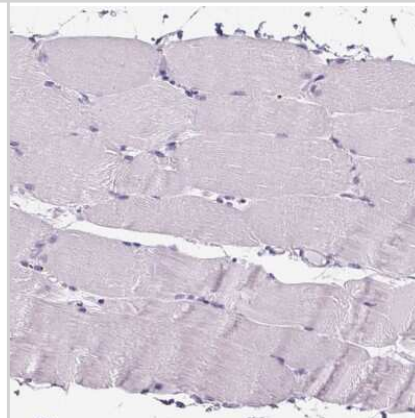
Immunohistochemistry-Paraffin: ELAVL2 Antibody [NBP2-38012] - Staining of human cerebral cortex shows moderate to strong cytoplasmic positivity in neurons.



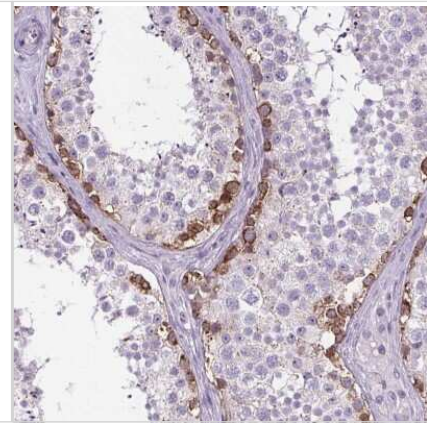
Immunohistochemistry-Paraffin: ELAVL2 Antibody [NBP2-38012] - Staining of human endometrium shows no positivity in glandular cells as expected.



Immunohistochemistry-Paraffin: ELAVL2 Antibody [NBP2-38012] - Staining of human skeletal muscle shows no positivity in myocytes as expected.



Immunohistochemistry-Paraffin: ELAVL2 Antibody [NBP2-38012] - Staining of human testis shows strong cytoplasmic positivity in cells in seminiferous ducts.





### **Novus Biologicals USA**

10730 E. Briarwood Avenue  
Centennial, CO 80112  
USA  
Phone: 303.730.1950  
Toll Free: 1.888.506.6887  
Fax: 303.730.1966  
nb-customerservice@bio-techne.com

### **Bio-Techne Canada**

21 Canmotor Ave  
Toronto, ON M8Z 4E6  
Canada  
Phone: 905.827.6400  
Toll Free: 855.668.8722  
Fax: 905.827.6402  
canada.inquires@bio-techne.com

### **Bio-Techne Ltd**

19 Barton Lane  
Abingdon Science Park  
Abingdon, OX14 3NB, United Kingdom  
Phone: (44) (0) 1235 529449  
Free Phone: 0800 37 34 15  
Fax: (44) (0) 1235 533420  
info.EMEA@bio-techne.com

### **General Contact Information**

www.novusbio.com  
Technical Support: nb-technical@bio-techne.com  
Orders: nb-customerservice@bio-techne.com  
General: novus@novusbio.com

### **Products Related to NBP2-38012**

---

|               |   |
|---------------|---|
| NBP2-38012PEP | ELAVL2 Recombinant Protein Antigen                  |
| HAF008        | Goat anti-Rabbit IgG Secondary Antibody [HRP]       |
| NB7160        | Goat anti-Rabbit IgG (H+L) Secondary Antibody [HRP] |
| NBP2-24891    | Rabbit IgG Isotype Control                          |

---

### **Limitations**

This product is for research use only and is not approved for use in humans or in clinical diagnosis. Primary Antibodies are guaranteed for 1 year from date of receipt.

For more information on our 100% guarantee, please visit [www.novusbio.com/guarantee](http://www.novusbio.com/guarantee)

Earn gift cards/discounts by submitting a review: [www.novusbio.com/reviews/submit/NBP2-38012](http://www.novusbio.com/reviews/submit/NBP2-38012)

Earn gift cards/discounts by submitting a publication using this product:  
[www.novusbio.com/publications](http://www.novusbio.com/publications)

