

Product Datasheet

Sodium Potassium ATPase Alpha 3 Antibody - BSA Free NBP2-37955

Unit Size: 0.1 ml

Store at 4C short term. Aliquot and store at -20C long term. Avoid freeze-thaw cycles.

www.novusbio.com



technical@novusbio.com

Publications: 1

Protocols, Publications, Related Products, Reviews, Research Tools and Images at:
www.novusbio.com/NBP2-37955

Updated 9/9/2025 v.20.1

Earn rewards for product
reviews and publications.

Submit a publication at www.novusbio.com/publications

Submit a review at www.novusbio.com/reviews/destination/NBP2-37955



NBP2-37955**Sodium Potassium ATPase Alpha 3 Antibody - BSA Free****Product Information**

Unit Size	0.1 ml
Concentration	Concentrations vary lot to lot. See vial label for concentration. If unlisted please contact technical services.
Storage	Store at 4C short term. Aliquot and store at -20C long term. Avoid freeze-thaw cycles.
Clonality	Polyclonal
Preservative	0.02% Sodium Azide
Isotype	IgG
Purity	Immunogen affinity purified
Buffer	PBS (pH 7.2) and 40% Glycerol

Product Description

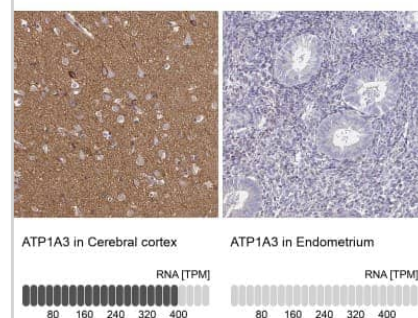
Description	Novus Biologicals Rabbit Sodium Potassium ATPase Alpha 3 Antibody - BSA Free (NBP2-37955) is a polyclonal antibody validated for use in IHC. Anti-Sodium Potassium ATPase Alpha 3 Antibody: Cited in 1 publication. All Novus Biologicals antibodies are covered by our 100% guarantee.
Host	Rabbit
Gene ID	478
Gene Symbol	ATP1A3
Species	Human, Rat
Reactivity Notes	Rat reactivity reported in scientific literature (PMID:33154197).
Immunogen	This antibody was developed against a recombinant protein corresponding to amino acids: EVAMTEHKMSVEEVCRKYNTDCVQGLTHSKAQE

Product Application Details

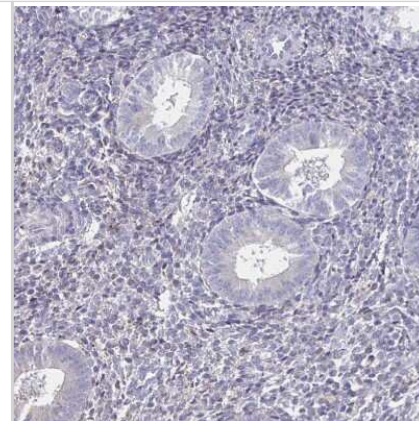
Applications	Immunohistochemistry-Paraffin, Immunohistochemistry
Recommended Dilutions	Immunohistochemistry 1:1000 - 1:2500, Immunohistochemistry-Paraffin 1:1000 - 1:2500
Application Notes	IHC-P, Retrieval method: HIER pH6.

Images

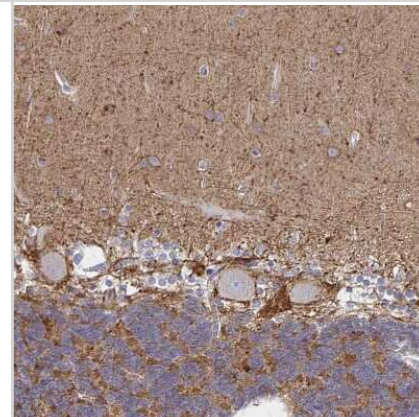
Immunohistochemistry-Paraffin: Sodium Potassium ATPase Alpha 3 Antibody [NBP2-37955] - Analysis in human cerebral cortex and endometrium tissues. Corresponding ATP1A3 RNA-seq data are presented for the same tissues.



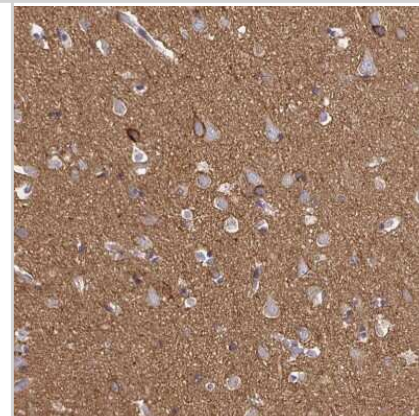
Immunohistochemistry-Paraffin: Sodium Potassium ATPase Alpha 3 Antibody [NBP2-37955] - Staining of human endometrium shows no positivity in glandular cells as expected.



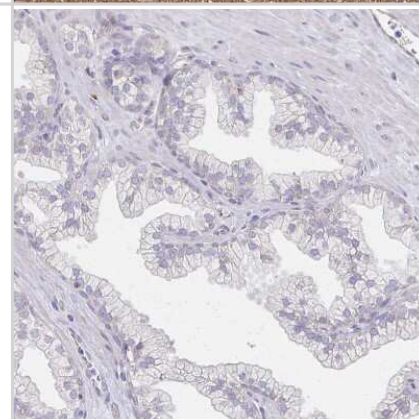
Immunohistochemistry-Paraffin: Sodium Potassium ATPase Alpha 3 Antibody [NBP2-37955] - Staining of human cerebellum shows strong membranous positivity in Purkinje cells.



Immunohistochemistry-Paraffin: Sodium Potassium ATPase Alpha 3 Antibody [NBP2-37955] - Staining of human cerebral cortex shows strong positivity in neuropil.



Immunohistochemistry-Paraffin: Sodium Potassium ATPase Alpha 3 Antibody [NBP2-37955] - Staining of human prostate shows no positivity in glandular cells as expected.



Publications

Kim WB, Kang KW, Sharma K, Yi E Distribution of Kv3 Subunits in Cochlear Afferent and Efferent Nerve Fibers Implies Distinct Role in Auditory Processing Exp Neurobiol 2020-10-31 [PMID: 33154197] (IF/IHC, Rat)



Novus Biologicals USA

10730 E. Briarwood Avenue
Centennial, CO 80112
USA
Phone: 303.730.1950
Toll Free: 1.888.506.6887
Fax: 303.730.1966
nb-customerservice@bio-techne.com

Bio-Techne Canada

21 Canmotor Ave
Toronto, ON M8Z 4E6
Canada
Phone: 905.827.6400
Toll Free: 855.668.8722
Fax: 905.827.6402
canada.inquires@bio-techne.com

Bio-Techne Ltd

19 Barton Lane
Abingdon Science Park
Abingdon, OX14 3NB, United Kingdom
Phone: (44) (0) 1235 529449
Free Phone: 0800 37 34 15
Fax: (44) (0) 1235 533420
info.EMEA@bio-techne.com

General Contact Information

www.novusbio.com
Technical Support: nb-technical@bio-techne.com
Orders: nb-customerservice@bio-techne.com
General: novus@novusbio.com

Products Related to NBP2-37955

NBP2-37955PEP	Sodium Potassium ATPase Alpha 3 Recombinant Protein Antigen
HAF008	Goat anti-Rabbit IgG Secondary Antibody [HRP]
NB7160	Goat anti-Rabbit IgG (H+L) Secondary Antibody [HRP]
NBP2-24891	Rabbit IgG Isotype Control

Limitations

This product is for research use only and is not approved for use in humans or in clinical diagnosis. Primary Antibodies are guaranteed for 1 year from date of receipt.

For more information on our 100% guarantee, please visit www.novusbio.com/guarantee

Earn gift cards/discounts by submitting a review: www.novusbio.com/reviews/submit/NBP2-37955

Earn gift cards/discounts by submitting a publication using this product:
www.novusbio.com/publications

