

Product Datasheet

EVPL Antibody - BSA Free NBP2-37940

Unit Size: 0.1 ml

Store at 4C short term. Aliquot and store at -20C long term. Avoid freeze-thaw cycles.

www.novusbio.com



technical@novusbio.com

Publications: 1

Protocols, Publications, Related Products, Reviews, Research Tools and Images at:
www.novusbio.com/NBP2-37940

Updated 9/9/2025 v.20.1

Earn rewards for product
reviews and publications.

Submit a publication at www.novusbio.com/publications

Submit a review at www.novusbio.com/reviews/destination/NBP2-37940



NBP2-37940

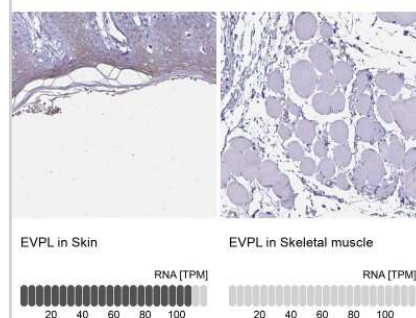
EVPL Antibody - BSA Free

Product Information	
Unit Size	0.1 ml
Concentration	Concentrations vary lot to lot. See vial label for concentration. If unlisted please contact technical services.
Storage	Store at 4C short term. Aliquot and store at -20C long term. Avoid freeze-thaw cycles.
Clonality	Polyclonal
Preservative	0.02% Sodium Azide
Isotype	IgG
Purity	Immunogen affinity purified
Buffer	PBS (pH 7.2) and 40% Glycerol
Product Description	
Description	Novus Biologicals Rabbit EVPL Antibody - BSA Free (NBP2-37940) is a polyclonal antibody validated for use in IHC and ICC/IF. Anti-EVPL Antibody: Cited in 1 publication. All Novus Biologicals antibodies are covered by our 100% guarantee.
Host	Rabbit
Gene ID	2125
Gene Symbol	EVPL
Species	Human
Reactivity Notes	Immunogen displays the following percentage of sequence identity for non-tested species: Mouse (85%), Rat (85%)
Immunogen	This antibody was developed against a recombinant protein corresponding to amino acids: DVGPRVDWARVLEQKQKQVCAGQYGPGMAELEQQIAEHNILQKEIDAYGQQQL RSLVGPDAATIRSQYRDLLKAASWRGQSLGSLYTHLQ
Product Application Details	
Applications	Immunohistochemistry-Paraffin, Immunocytochemistry/ Immunofluorescence, Immunohistochemistry
Recommended Dilutions	Immunohistochemistry 1:500 - 1:1000, Immunocytochemistry/ Immunofluorescence 0.25-2 ug/ml, Immunohistochemistry-Paraffin 1:500 - 1:1000
Application Notes	For IHC-Paraffin, HIER pH 6 retrieval is recommended. ICC/IF, Fixation Permeabilization: Use PFA/Triton X-100.

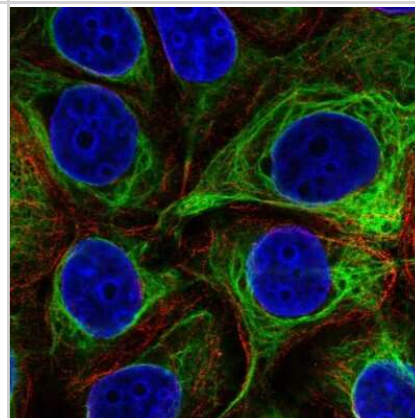


Images

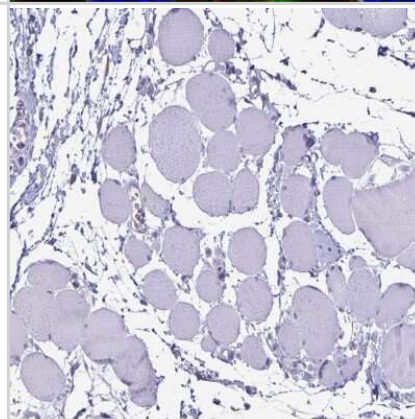
Immunohistochemistry-Paraffin: EVPL Antibody [NBP2-37940] - Staining in human skin and skeletal muscle tissues using anti-EVPL antibody. Corresponding EVPL RNA-seq data are presented for the same tissues.



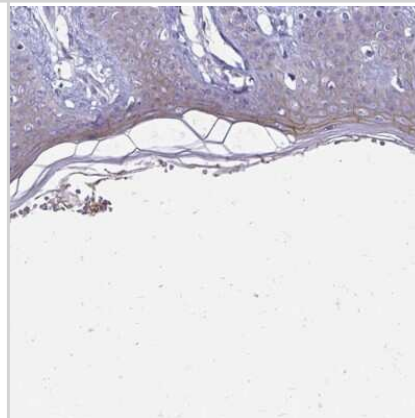
Immunocytochemistry/Immunofluorescence: EVPL Antibody [NBP2-37940] - Staining of human cell line MCF7 shows localization to intermediate filaments. Antibody staining is shown in green.



Immunohistochemistry-Paraffin: EVPL Antibody [NBP2-37940] - Staining of human skeletal muscle shows low expression as expected.



Immunohistochemistry-Paraffin: EVPL Antibody [NBP2-37940] - Staining of human skin shows high expression.



Publications

Srivastava A, Tommasi C, Sessions D et al. MAB21L4 deficiency drives squamous cell carcinoma via activation of RET Cancer research 2022-06-15 [PMID: 35705526] (PLA, Human)



Novus Biologicals USA

10730 E. Briarwood Avenue
Centennial, CO 80112
USA
Phone: 303.730.1950
Toll Free: 1.888.506.6887
Fax: 303.730.1966
nb-customerservice@bio-techne.com

Bio-Techne Canada

21 Canmotor Ave
Toronto, ON M8Z 4E6
Canada
Phone: 905.827.6400
Toll Free: 855.668.8722
Fax: 905.827.6402
canada.inquires@bio-techne.com

Bio-Techne Ltd

19 Barton Lane
Abingdon Science Park
Abingdon, OX14 3NB, United Kingdom
Phone: (44) (0) 1235 529449
Free Phone: 0800 37 34 15
Fax: (44) (0) 1235 533420
info.EMEA@bio-techne.com

General Contact Information

www.novusbio.com
Technical Support: nb-technical@bio-techne.com
Orders: nb-customerservice@bio-techne.com
General: novus@novusbio.com

Products Related to NBP2-37940

NBP2-37940PEP	EVPL Recombinant Protein Antigen
HAF008	Goat anti-Rabbit IgG Secondary Antibody [HRP]
NB7160	Goat anti-Rabbit IgG (H+L) Secondary Antibody [HRP]
NBP2-24891	Rabbit IgG Isotype Control

Limitations

This product is for research use only and is not approved for use in humans or in clinical diagnosis. Primary Antibodies are guaranteed for 1 year from date of receipt.

For more information on our 100% guarantee, please visit www.novusbio.com/guarantee

Earn gift cards/discounts by submitting a review: www.novusbio.com/reviews/submit/NBP2-37940

Earn gift cards/discounts by submitting a publication using this product:
www.novusbio.com/publications

