

Product Datasheet

CCL21/6Ckine Antibody - BSA Free NBP2-37928

Unit Size: 0.1 ml

Store at 4C short term. Aliquot and store at -20C long term. Avoid freeze-thaw cycles.

www.novusbio.com



technical@novusbio.com

Publications: 2

Protocols, Publications, Related Products, Reviews, Research Tools and Images at:
www.novusbio.com/NBP2-37928

Updated 9/9/2025 v.20.1

Earn rewards for product
reviews and publications.

Submit a publication at www.novusbio.com/publications

Submit a review at www.novusbio.com/reviews/destination/NBP2-37928



NBP2-37928

CCL21/6CKine Antibody - BSA Free

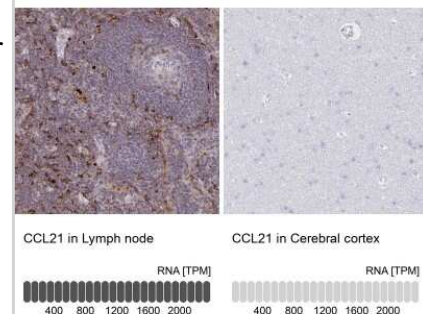
Product Information	
Unit Size	0.1 ml
Concentration	Concentrations vary lot to lot. See vial label for concentration. If unlisted please contact technical services.
Storage	Store at 4C short term. Aliquot and store at -20C long term. Avoid freeze-thaw cycles.
Clonality	Polyclonal
Preservative	0.02% Sodium Azide
Isotype	IgG
Purity	Immunogen affinity purified
Buffer	PBS (pH 7.2) and 40% Glycerol

Product Description	
Description	Novus Biologicals Rabbit CCL21/6CKine Antibody - BSA Free (NBP2-37928) is a polyclonal antibody validated for use in IHC. Anti-CCL21/6CKine Antibody: Cited in 2 publications. All Novus Biologicals antibodies are covered by our 100% guarantee.
Host	Rabbit
Gene ID	6366
Gene Symbol	CCL21
Species	Human
Immunogen	This antibody was developed against a recombinant protein corresponding to amino acids: KELWVQQLMQHLDKTPSPQKPAQGCRKDRGASKTGKKGKGSGCKRTERSQ T

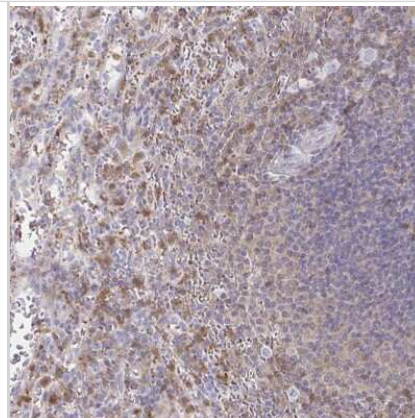
Product Application Details	
Applications	Immunohistochemistry-Paraffin, Immunohistochemistry
Recommended Dilutions	Immunohistochemistry 1:500 -1:1000, Immunohistochemistry-Paraffin 1:500 - 1:1000
Application Notes	For IHC-Paraffin, HIER pH 6 retrieval is recommended.

Images

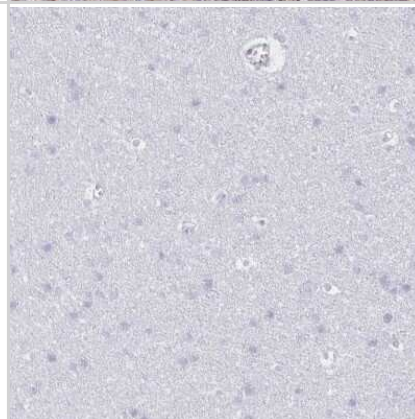
Immunohistochemistry-Paraffin: CCL21/6CKine Antibody [NBP2-37928] - Staining in human lymph node and cerebral cortex tissues using anti-CCL21 antibody. Corresponding CCL21 RNA-seq data are presented for the same tissues.



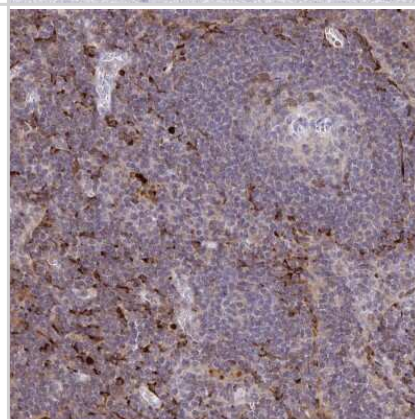
Immunohistochemistry-Paraffin: CCL21/6Ckine Antibody [NBP2-37928] - Staining of human spleen shows moderate cytoplasmic positivity in cells in red pulp.



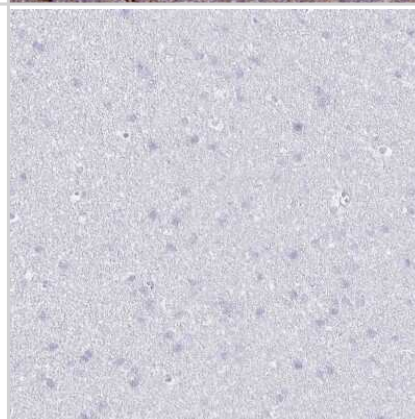
Immunohistochemistry-Paraffin: CCL21/6Ckine Antibody [NBP2-37928] - Staining of human cerebral cortex shows low expression as expected.



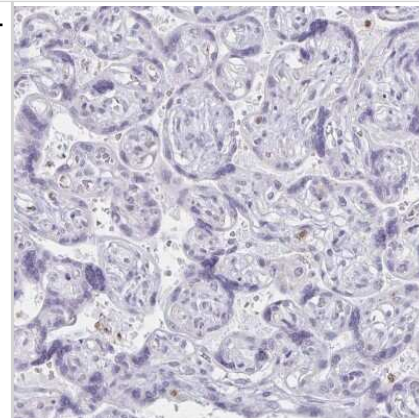
Immunohistochemistry-Paraffin: CCL21/6Ckine Antibody [NBP2-37928] - Staining of human lymph node shows high expression.



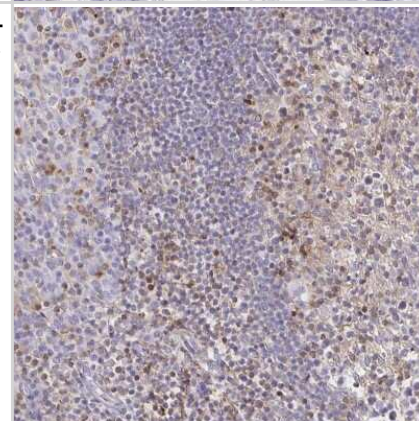
Immunohistochemistry-Paraffin: CCL21/6Ckine Antibody [NBP2-37928] - Staining of human cerebral cortex shows no cytoplasmic positivity in neuronal cells as expected.



Immunohistochemistry-Paraffin: CCL21/6Ckine Antibody [NBP2-37928] - Staining of human placenta shows no cytoplasmic positivity in trophoblastic cells as expected.



Immunohistochemistry-Paraffin: CCL21/6Ckine Antibody [NBP2-37928] - Staining of human tonsil shows moderate to strong cytoplasmic positivity in germinal center cells.



Publications

Sah V, Jespersen H, Karlsson J et al. Figure S6 from Chemokine analysis in patients with metastatic uveal melanoma suggests a role for CCL21 signaling in combined epigenetic therapy and checkpoint immunotherapy American Association for Cancer Research 2023-05-03 [PMID: 37377898] (IHC-P, Human)

Andersson S, Nilsson K, Fagerberg L et al. The Transcriptomic and Proteomic Landscapes of Bone Marrow and Secondary Lymphoid Tissues. PLoS One 2014-01-01 [PMID: 25541736] (IF/IHC)



Novus Biologicals USA

10730 E. Briarwood Avenue
Centennial, CO 80112
USA
Phone: 303.730.1950
Toll Free: 1.888.506.6887
Fax: 303.730.1966
nb-customerservice@bio-techne.com

Bio-Techne Canada

21 Canmotor Ave
Toronto, ON M8Z 4E6
Canada
Phone: 905.827.6400
Toll Free: 855.668.8722
Fax: 905.827.6402
canada.inquires@bio-techne.com

Bio-Techne Ltd

19 Barton Lane
Abingdon Science Park
Abingdon, OX14 3NB, United Kingdom
Phone: (44) (0) 1235 529449
Free Phone: 0800 37 34 15
Fax: (44) (0) 1235 533420
info.EMEA@bio-techne.com

General Contact Information

www.novusbio.com
Technical Support: nb-technical@bio-techne.com
Orders: nb-customerservice@bio-techne.com
General: novus@novusbio.com

Products Related to NBP2-37928

NBP2-37928PEP	CCL21/6Ckine Recombinant Protein Antigen
HAF008	Goat anti-Rabbit IgG Secondary Antibody [HRP]
NB7160	Goat anti-Rabbit IgG (H+L) Secondary Antibody [HRP]
NBP2-24891	Rabbit IgG Isotype Control

Limitations

This product is for research use only and is not approved for use in humans or in clinical diagnosis. Primary Antibodies are guaranteed for 1 year from date of receipt.

For more information on our 100% guarantee, please visit www.novusbio.com/guarantee

Earn gift cards/discounts by submitting a review: www.novusbio.com/reviews/submit/NBP2-37928

Earn gift cards/discounts by submitting a publication using this product:
www.novusbio.com/publications

