

# Product Datasheet

## Podocalyxin Like Antibody (5F5) NBP2-37605

Unit Size: 0.1 ml

Store at 4C short term. Aliquot and store at -20C long term. Avoid freeze-thaw cycles.

[www.novusbio.com](http://www.novusbio.com)



[technical@novusbio.com](mailto:technical@novusbio.com)

Protocols, Publications, Related Products, Reviews, Research Tools and Images at:  
[www.novusbio.com/NBP2-37605](http://www.novusbio.com/NBP2-37605)

Updated 5/13/2021 v.20.1

Earn rewards for product  
reviews and publications.

Submit a publication at [www.novusbio.com/publications](http://www.novusbio.com/publications)

Submit a review at [www.novusbio.com/reviews/destination/NBP2-37605](http://www.novusbio.com/reviews/destination/NBP2-37605)



**NBP2-37605**

## Podocalyxin Like Antibody (5F5)

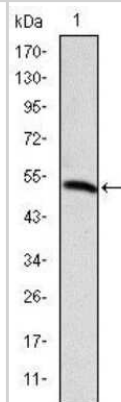
<b>Product Information</b>	
<b>Unit Size</b>	0.1 ml
<b>Concentration</b>	This product is unpurified. The exact concentration of antibody is not quantifiable.
<b>Storage</b>	Store at 4C short term. Aliquot and store at -20C long term. Avoid freeze-thaw cycles.
<b>Clonality</b>	Monoclonal
<b>Clone</b>	5F5
<b>Preservative</b>	0.03% Sodium Azide
<b>Isotype</b>	IgG1
<b>Purity</b>	Unpurified
<b>Buffer</b>	Ascites
<b>Target Molecular Weight</b>	49 kDa

<b>Product Description</b>	
<b>Host</b>	Mouse
<b>Gene ID</b>	5420
<b>Gene Symbol</b>	PODXL
<b>Species</b>	Human
<b>Immunogen</b>	Purified recombinant fragment of human PODXL expressed in E. Coli.

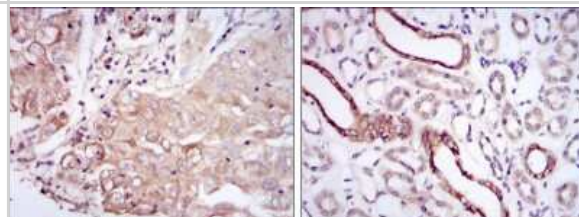
<b>Product Application Details</b>	
<b>Applications</b>	Western Blot, ELISA, Flow Cytometry, Immunohistochemistry, Immunohistochemistry-Paraffin
<b>Recommended Dilutions</b>	Western Blot 1:500 - 1:2000, Flow Cytometry 1:200 - 1:400, ELISA 1:10000, Immunohistochemistry 1:200 - 1:1000, Immunohistochemistry-Paraffin 1:200 - 1:1000

## Images

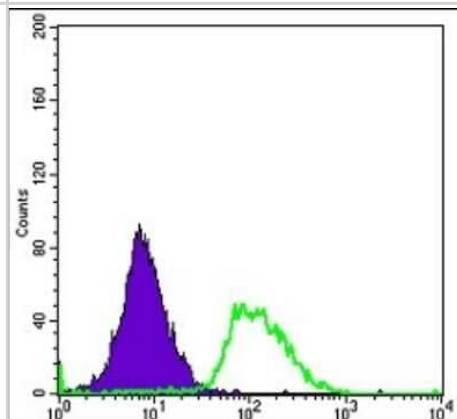
Western Blot: Podocalyxin Like Antibody (5F5) [NBP2-37605] - Western blot analysis using PODXL mAb against human PODXL (AA: 109-324) recombinant protein. (Expected MW is 47.3 kDa)



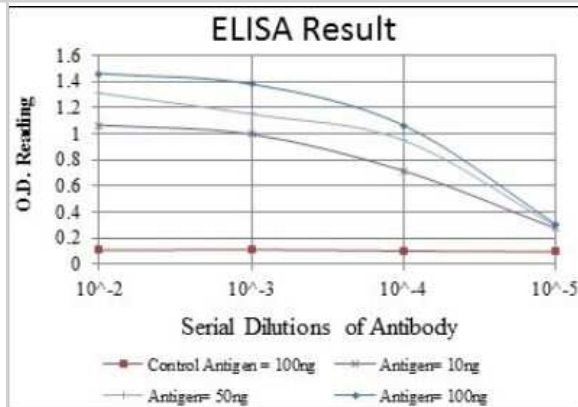
Immunohistochemistry: Podocalyxin Like Antibody (5F5) [NBP2-37605] - Immunohistochemical analysis of paraffin-embedded lung cancer tissues (left) and kidney tissues (right) using PODXL mouse mAb with DAB staining.



Flow Cytometry: Podocalyxin Like Antibody (5F5) [NBP2-37605] - Flow cytometric analysis of Hela cells using PODXL mouse mAb (green) and negative control (purple).



ELISA: Podocalyxin Like Antibody (5F5) [NBP2-37605] - Red: Control Antigen (100ng); Purple: Antigen (10ng); Green: Antigen (50ng); Blue: Antigen (100ng);





### **Novus Biologicals USA**

10730 E. Briarwood Avenue  
Centennial, CO 80112  
USA

Phone: 303.730.1950  
Toll Free: 1.888.506.6887  
Fax: 303.730.1966  
novus@novusbio.com

### **Bio-Techne Canada**

21 Canmotor Ave  
Toronto, ON M8Z 4E6  
Canada

Phone: 905.827.6400  
Toll Free: 855.668.8722  
Fax: 905.827.6402  
canada.inquires@bio-techne.com

### **Bio-Techne Ltd**

19 Barton Lane  
Abingdon Science Park  
Abingdon, OX14 3NB, United Kingdom

Phone: (44) (0) 1235 529449  
Free Phone: 0800 37 34 15  
Fax: (44) (0) 1235 533420  
info.EMEA@bio-techne.com

### **General Contact Information**

www.novusbio.com  
Technical Support: technical@novusbio.com  
Orders: orders@novusbio.com  
General: novus@novusbio.com

### **Limitations**

This product is for research use only and is not approved for use in humans or in clinical diagnosis. Primary Antibodies are guaranteed for 1 year from date of receipt.

For more information on our 100% guarantee, please visit [www.novusbio.com/guarantee](http://www.novusbio.com/guarantee)

Earn gift cards/discounts by submitting a review: [www.novusbio.com/reviews/submit/NBP2-37605](http://www.novusbio.com/reviews/submit/NBP2-37605)

Earn gift cards/discounts by submitting a publication using this product:  
[www.novusbio.com/publications](http://www.novusbio.com/publications)

