

Product Datasheet

NF-L Antibody (1H3) - BSA Free

NBP2-37528

Unit Size: 0.1 ml

Store at 4C short term. Aliquot and store at -20C long term. Avoid freeze-thaw cycles.

www.novusbio.com



technical@novusbio.com

Protocols, Publications, Related Products, Reviews, Research Tools and Images at:
www.novusbio.com/NBP2-37528

Updated 9/9/2025 v.20.1

Earn rewards for product
reviews and publications.

Submit a publication at www.novusbio.com/publications

Submit a review at www.novusbio.com/reviews/destination/NBP2-37528



NBP2-37528

NF-L Antibody (1H3) - BSA Free

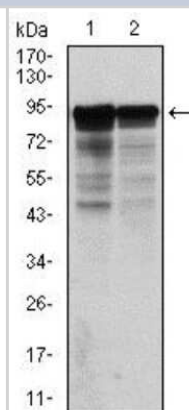
Product Information	
Unit Size	0.1 ml
Concentration	Please see the vial label for concentration. If unlisted please contact technical services.
Storage	Store at 4C short term. Aliquot and store at -20C long term. Avoid freeze-thaw cycles.
Clonality	Monoclonal
Clone	1H3
Preservative	0.03% Sodium Azide
Isotype	IgG1
Purity	Protein G purified
Buffer	PBS
Target Molecular Weight	62 kDa

Product Description	
Description	Novus Biologicals Mouse NF-L Antibody (1H3) - BSA Free (NBP2-37528) is a monoclonal antibody validated for use in IHC, WB, ELISA, Flow and ICC/IF. All Novus Biologicals antibodies are covered by our 100% guarantee.
Host	Mouse
Gene ID	4747
Gene Symbol	NEFL
Species	Human
Immunogen	Purified recombinant fragment of human NF-L expressed in E. Coli.

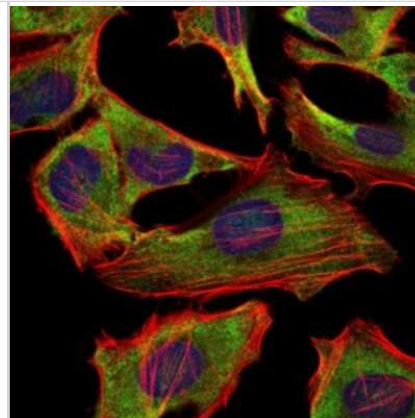
Product Application Details	
Applications	Western Blot, Immunohistochemistry-Paraffin, ELISA, Flow Cytometry, Immunocytochemistry/ Immunofluorescence, Immunohistochemistry, CyTOF-ready
Recommended Dilutions	Western Blot 1:500 - 1:2000, Flow Cytometry 1:200 - 1:400, ELISA 1:10000, Immunohistochemistry 1:200 - 1:1000, Immunocytochemistry/ Immunofluorescence 1:200 - 1:1000, Immunohistochemistry-Paraffin 1:200 - 1:1000, CyTOF-ready
Application Notes	This antibody is Cytof ready.

Images

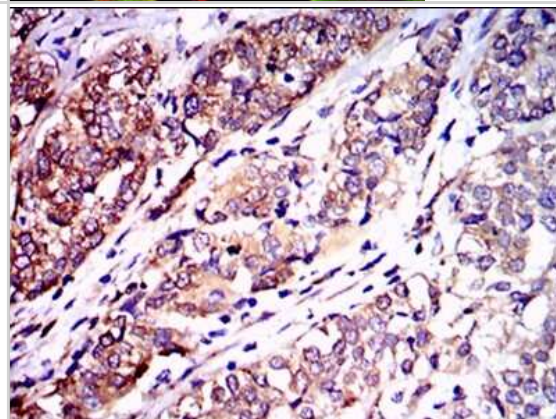
Western Blot: NF-L Antibody (1H3) [NBP2-37528] - Analysis using NEFL mouse mAb against Hela (1) and Jurkat (2) cell lysate.



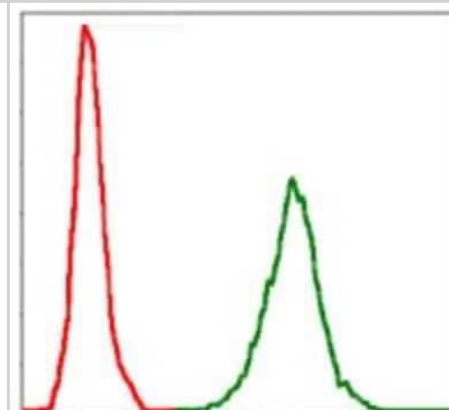
Immunocytochemistry/Immunofluorescence: NF-L Antibody (1H3) [NBP2-37528] - Analysis of Hela cells using NEFL mouse mAb (green). Blue: DRAQ5 fluorescent DNA dye. Red: Actin filaments have been labeled with Alexa Fluor-555 phalloidin.




Immunohistochemistry-Paraffin: NF-L Antibody (1H3) [NBP2-37528] - Analysis of bladder cancer tissues using NEFL mouse mAb with DAB staining.



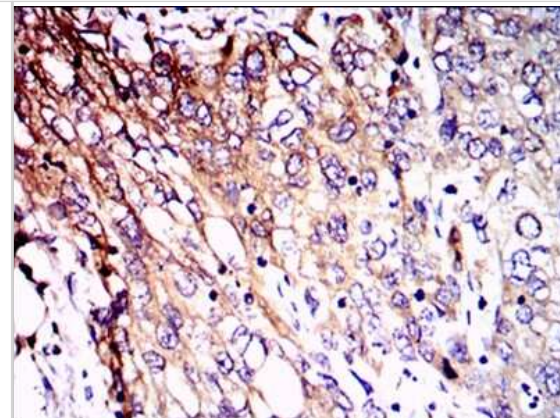
Flow Cytometry: NF-L Antibody (1H3) [NBP2-37528] - Analysis of Jurkat cells using NEFL mouse mAb (green) and negative control (red).



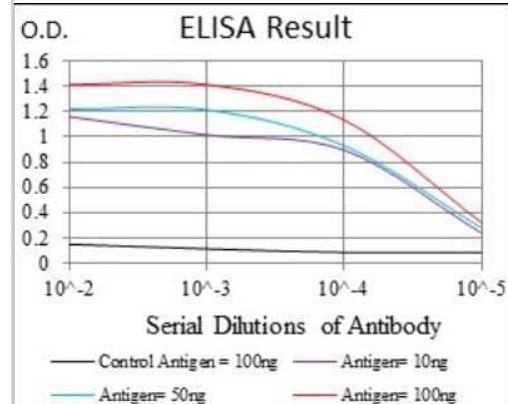
Western Blot: NF-L Antibody (1H3) [NBP2-37528] - Analysis using NEFL mAb against human NEFL (AA: 422-543) recombinant protein. (Expected MW is 62 kDa)



Immunohistochemistry-Paraffin: NF-L Antibody (1H3) [NBP2-37528] - Analysis of lung cancer tissues using NEFL mouse mAb with DAB staining.



ELISA: NF-L Antibody (1H3) [NBP2-37528] - Red: Control Antigen (100ng); Purple: Antigen (10ng); Green: Antigen (50ng); Blue: Antigen (100ng);





Novus Biologicals USA

10730 E. Briarwood Avenue
Centennial, CO 80112
USA
Phone: 303.730.1950
Toll Free: 1.888.506.6887
Fax: 303.730.1966
nb-customerservice@bio-techne.com

Bio-Techne Canada

21 Canmotor Ave
Toronto, ON M8Z 4E6
Canada
Phone: 905.827.6400
Toll Free: 855.668.8722
Fax: 905.827.6402
canada.inquires@bio-techne.com

Bio-Techne Ltd

19 Barton Lane
Abingdon Science Park
Abingdon, OX14 3NB, United Kingdom
Phone: (44) (0) 1235 529449
Free Phone: 0800 37 34 15
Fax: (44) (0) 1235 533420
info.EMEA@bio-techne.com

General Contact Information

www.novusbio.com
Technical Support: nb-technical@bio-techne.com
Orders: nb-customerservice@bio-techne.com
General: novus@novusbio.com

Products Related to NBP2-37528

HAF007	Goat anti-Mouse IgG Secondary Antibody [HRP]
NB720-B	Rabbit anti-Mouse IgG (H+L) Secondary Antibody [Biotin]
NBP1-97005-0.5mg	Mouse IgG1 Isotype Control (MG1)
NBP2-59061PEP	NF-L Recombinant Protein Antigen

Limitations

This product is for research use only and is not approved for use in humans or in clinical diagnosis. Primary Antibodies are guaranteed for 1 year from date of receipt.

For more information on our 100% guarantee, please visit www.novusbio.com/guarantee

Earn gift cards/discounts by submitting a review: www.novusbio.com/reviews/submit/NBP2-37528

Earn gift cards/discounts by submitting a publication using this product:
www.novusbio.com/publications

