

Product Datasheet

Integrin alpha 4/CD49d Antibody (5C4) - BSA Free NBP2-37503

Unit Size: 0.1 ml

Store at 4C short term. Aliquot and store at -20C long term. Avoid freeze-thaw cycles.

www.novusbio.com



technical@novusbio.com

Publications: 1

Protocols, Publications, Related Products, Reviews, Research Tools and Images at:
www.novusbio.com/NBP2-37503

Updated 9/9/2025 v.20.1

Earn rewards for product
reviews and publications.

Submit a publication at www.novusbio.com/publications

Submit a review at www.novusbio.com/reviews/destination/NBP2-37503



NBP2-37503


Integrin alpha 4/CD49d Antibody (5C4) - BSA Free

Product Information	
Unit Size	0.1 ml
Concentration	1 mg/ml
Storage	Store at 4C short term. Aliquot and store at -20C long term. Avoid freeze-thaw cycles.
Clonality	Monoclonal
Clone	5C4
Preservative	0.05% Sodium Azide
Isotype	IgG1
Purity	Protein G purified
Buffer	PBS
Target Molecular Weight	115 kDa
Product Description	
Description	Novus Biologicals Mouse Integrin alpha 4/CD49d Antibody (5C4) - BSA Free (NBP2-37503) is a monoclonal antibody validated for use in WB, ELISA and Flow. Anti-Integrin alpha 4/CD49d Antibody: Cited in 1 publication. All Novus Biologicals antibodies are covered by our 100% guarantee.
Host	Mouse
Gene ID	3676
Gene Symbol	ITGA4
Species	Human
Immunogen	Purified recombinant fragment of human Integrin alpha 4/CD49d expressed in E. Coli.
Product Application Details	
Applications	Western Blot, ELISA, Flow Cytometry, CyTOF-ready
Recommended Dilutions	Western Blot 1:500 - 1:2000, Flow Cytometry 1:200 - 1:400, ELISA 1:10000, CyTOF-ready
Application Notes	This antibody is Cytof ready.

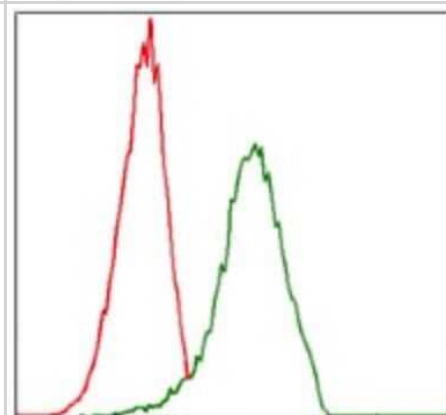


Images

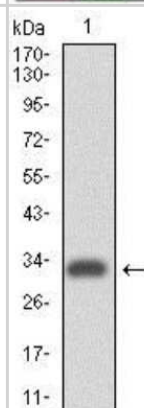
Western Blot: Integrin alpha 4/CD49d Antibody (5C4) [NBP2-37503] - Analysis using ITGA4 mouse mAb against K562(1) and Jurkat (2) cell lysate.



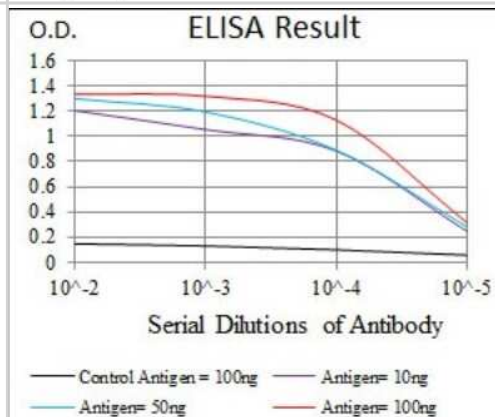
Flow Cytometry: Integrin alpha 4/CD49d Antibody (5C4) [NBP2-37503] - Analysis of Jurkat cells using ITGA4 mouse mAb (green) and negative control (red).



Western Blot: Integrin alpha 4/CD49d Antibody (5C4) [NBP2-37503] - Analysis using ITGA4 mAb against human ITGA4 (AA: 926-978) recombinant protein. (Expected MW is 31.7 kDa)



ELISA: Integrin alpha 4/CD49d Antibody (5C4) [NBP2-37503] - Red: Control Antigen (100ng); Purple: Antigen (10ng); Green: Antigen (50ng); Blue: Antigen (100ng);



Publications

Dell'Anno I, Barbarino M, Barone E et al. EIF4G1 and RAN as Possible Drivers for Malignant Pleural Mesothelioma Int J Mol Sci 2020-07-09 [PMID: 32659970] (WB, Human)



Novus Biologicals USA

10730 E. Briarwood Avenue
Centennial, CO 80112
USA
Phone: 303.730.1950
Toll Free: 1.888.506.6887
Fax: 303.730.1966
nb-customerservice@bio-techne.com

Bio-Techne Canada

21 Canmotor Ave
Toronto, ON M8Z 4E6
Canada
Phone: 905.827.6400
Toll Free: 855.668.8722
Fax: 905.827.6402
canada.inquires@bio-techne.com

Bio-Techne Ltd

19 Barton Lane
Abingdon Science Park
Abingdon, OX14 3NB, United Kingdom
Phone: (44) (0) 1235 529449
Free Phone: 0800 37 34 15
Fax: (44) (0) 1235 533420
info.EMEA@bio-techne.com

General Contact Information

www.novusbio.com
Technical Support: nb-technical@bio-techne.com
Orders: nb-customerservice@bio-techne.com
General: novus@novusbio.com

Products Related to NBP2-37503

HAF007	Goat anti-Mouse IgG Secondary Antibody [HRP]
NB720-B	Rabbit anti-Mouse IgG (H+L) Secondary Antibody [Biotin]
NBP1-97005-0.5mg	Mouse IgG1 Isotype Control (MG1)
H00003676-Q01-10ug	Recombinant Human Integrin alpha 4/CD49d GST (N-Term) Protein

Limitations

This product is for research use only and is not approved for use in humans or in clinical diagnosis. Primary Antibodies are guaranteed for 1 year from date of receipt.

For more information on our 100% guarantee, please visit www.novusbio.com/guarantee

Earn gift cards/discounts by submitting a review: www.novusbio.com/reviews/submit/NBP2-37503

Earn gift cards/discounts by submitting a publication using this product:
www.novusbio.com/publications

