

Product Datasheet

Somatostatin Antibody (7G5) - BSA Free NBP2-37447

Unit Size: 0.1 ml

Store at 4C short term. Aliquot and store at -20C long term. Avoid freeze-thaw cycles.

www.novusbio.com



technical@novusbio.com

Reviews: 1 Publications: 3

Protocols, Publications, Related Products, Reviews, Research Tools and Images at:
www.novusbio.com/NBP2-37447

Updated 12/2/2024 v.20.1

**Earn rewards for product
reviews and publications.**

Submit a publication at www.novusbio.com/publications

Submit a review at www.novusbio.com/reviews/destination/NBP2-37447



NBP2-37447

Somatostatin Antibody (7G5) - BSA Free

Product Information

Unit Size	0.1 ml
Concentration	1 mg/ml
Storage	Store at 4C short term. Aliquot and store at -20C long term. Avoid freeze-thaw cycles.
Clonality	Monoclonal
Clone	7G5
Preservative	0.05% Sodium Azide
Isotype	IgG1
Purity	Protein G purified
Buffer	PBS
Target Molecular Weight	12.7 kDa

Product Description

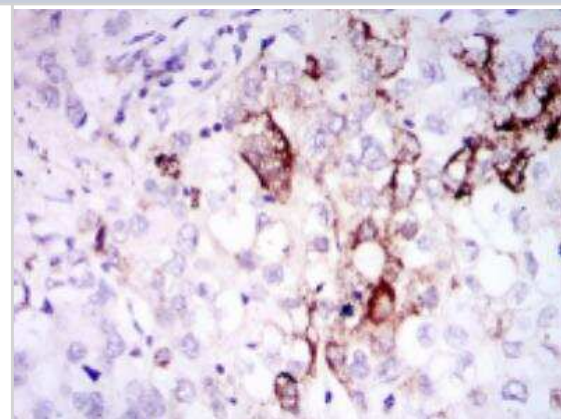
Host	Mouse
Gene ID	6750
Gene Symbol	SST
Species	Human
Immunogen	Purified recombinant fragment of human Somatostatin (AA: 1-116) expressed in E. Coli.

Product Application Details

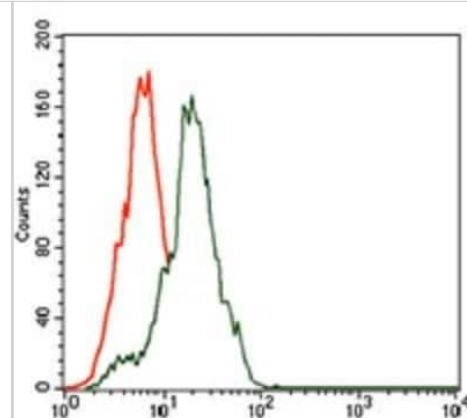
Applications	ELISA, Flow Cytometry, Immunocytochemistry/ Immunofluorescence, Immunohistochemistry, Immunohistochemistry-Paraffin, CyTOF-ready
Recommended Dilutions	Flow Cytometry 1:200 - 1:400, ELISA 1:10000, Immunohistochemistry 1:200 - 1:1000, Immunocytochemistry/ Immunofluorescence, Immunohistochemistry-Paraffin 1:200 - 1:1000, CyTOF-ready
Application Notes	This antibody is Cytof ready. Somatostatin antibody validated for IF from a verified customer review.

Images

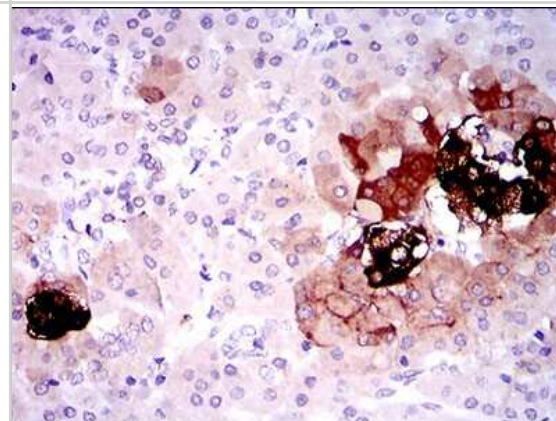
Immunohistochemistry-Paraffin: Somatostatin Antibody (7G5) [NBP2-37447] - Analysis of lung cancer tissues using SST mouse mAb with DAB staining.



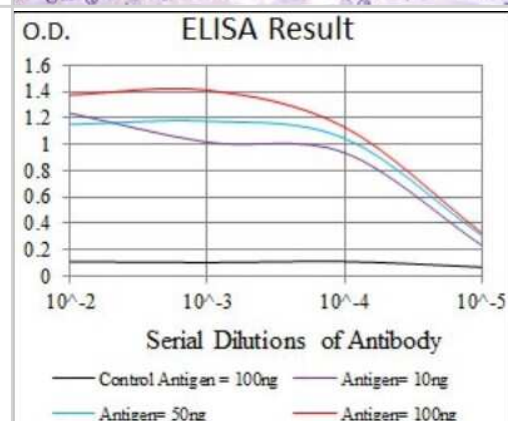
Flow Cytometry: Somatostatin Antibody (7G5) [NBP2-37447] - Analysis of HepG2 cells using SST mouse mAb (green) and negative control (red).



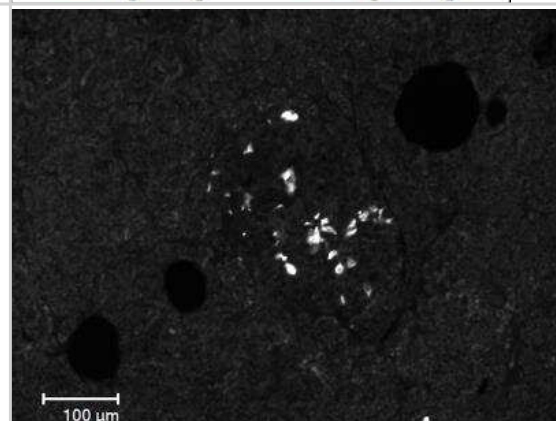
Immunohistochemistry-Paraffin: Somatostatin Antibody (7G5) [NBP2-37447] - Analysis of pancreas tissues, SST mouse mAb with DAB staining.



ELISA: Somatostatin Antibody (7G5) [NBP2-37447] - Red: Control Antigen (100ng); Purple: Antigen (10ng); Green: Antigen (50ng); Blue: Antigen (100ng);



Immunofluorescence: Somatostatin Antibody (7G5) [NBP2-37447] - Paraffin-embedded human adult pancreas tissue. pH 9 antigen retrieval. Image from verified customer review.



Publications

Lau, H, Corrales, N Et al. An islet maturation media to improve the development of young porcine islets during in vitro culture. Islets 2020-05-03 [PMID: 32459554]

Bjorklund F Subcellular mapping of cell types in healthy human pancreatic islets Thesis 2021-01-01 (IF/IHC)

Lau H, Corrales N, Alexander M et al. Necrostatin-1 supplementation enhances young porcine islet maturation and in vitro function Xenotransplantation [PMID: 31532037]





Novus Biologicals USA

10730 E. Briarwood Avenue
Centennial, CO 80112
USA
Phone: 303.730.1950
Toll Free: 1.888.506.6887
Fax: 303.730.1966
nb-customerservice@bio-techne.com

Bio-Techne Canada

21 Canmotor Ave
Toronto, ON M8Z 4E6
Canada
Phone: 905.827.6400
Toll Free: 855.668.8722
Fax: 905.827.6402
canada.inquires@bio-techne.com

Bio-Techne Ltd

19 Barton Lane
Abingdon Science Park
Abingdon, OX14 3NB, United Kingdom
Phone: (44) (0) 1235 529449
Free Phone: 0800 37 34 15
Fax: (44) (0) 1235 533420
info.EMEA@bio-techne.com

General Contact Information

www.novusbio.com
Technical Support: nb-technical@bio-techne.com
Orders: nb-customerservice@bio-techne.com
General: novus@novusbio.com

Products Related to NBP2-37447

HAF007	Goat anti-Mouse IgG Secondary Antibody [HRP]
NB720-B	Rabbit anti-Mouse IgG (H+L) Secondary Antibody [Biotin]
NBP1-97005-0.5mg	Mouse IgG1 Isotype Control (MG1)
H00006750-Q01-10ug	Recombinant Human Somatostatin GST (N-Term) Protein

Limitations

This product is for research use only and is not approved for use in humans or in clinical diagnosis. Primary Antibodies are guaranteed for 1 year from date of receipt.

For more information on our 100% guarantee, please visit www.novusbio.com/guarantee

Earn gift cards/discounts by submitting a review: www.novusbio.com/reviews/submit/NBP2-37447

Earn gift cards/discounts by submitting a publication using this product:
www.novusbio.com/publications

