

# Product Datasheet

## NF-H Antibody (8H10) - BSA Free NBP2-37443

Unit Size: 0.1 ml

Store at 4C short term. Aliquot and store at -20C long term. Avoid freeze-thaw cycles.

[www.novusbio.com](http://www.novusbio.com)



[technical@novusbio.com](mailto:technical@novusbio.com)

Protocols, Publications, Related Products, Reviews, Research Tools and Images at:  
[www.novusbio.com/NBP2-37443](http://www.novusbio.com/NBP2-37443)

Updated 7/17/2023 v.20.1

Earn rewards for product  
reviews and publications.

Submit a publication at [www.novusbio.com/publications](http://www.novusbio.com/publications)

Submit a review at [www.novusbio.com/reviews/destination/NBP2-37443](http://www.novusbio.com/reviews/destination/NBP2-37443)



**NBP2-37443**

NF-H Antibody (8H10) - BSA Free

Product Information	
Unit Size	0.1 ml
Concentration	1 mg/ml
Storage	Store at 4C short term. Aliquot and store at -20C long term. Avoid freeze-thaw cycles.
Clonality	Monoclonal
Clone	8H10
Preservative	0.05% Sodium Azide
Isotype	IgG1
Purity	Protein A or G purified
Buffer	PBS
Target Molecular Weight	112.4 kDa

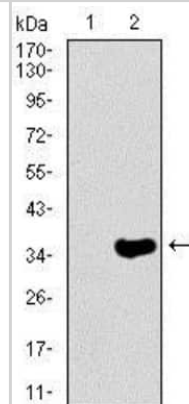
Product Description	
Host	Mouse
Gene ID	4744
Gene Symbol	NEFH
Species	Human
Immunogen	Purified recombinant fragment of human NEFH (AA: 968-1020) expressed in E. Coli.

Product Application Details	
Applications	Western Blot, ELISA, Immunohistochemistry, Immunohistochemistry-Paraffin
Recommended Dilutions	Western Blot 1:500 - 1:2000, ELISA 1:10000, Immunohistochemistry 1:200 - 1:1000, Immunohistochemistry-Paraffin 1:200 - 1:1000

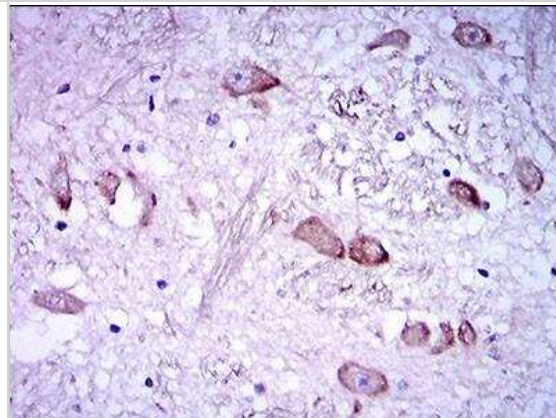


## Images

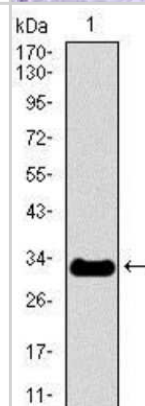
Western Blot: NF-H Antibody (8H10) [NBP2-37443] - Western blot analysis using NEFH mAb against HEK293 (1) and NEFH (AA: 968-1020)-hlgGFc transfected HEK293 (2) cell lysate.



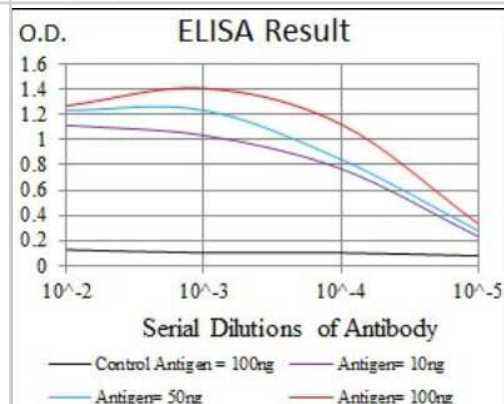
Immunohistochemistry-Paraffin: NF-H Antibody (8H10) [NBP2-37443] - Analysis of paraffin-embedded medulla oblongata tissues using NEFH mouse mAb with DAB staining.



Western Blot: NF-H Antibody (8H10) [NBP2-37443] - Western blot analysis using NEFH mAb against human NEFH recombinant protein. (Expected MW is 31.2 kDa)



ELISA: NF-H Antibody (8H10) [NBP2-37443] - Red: Control Antigen (100ng); Purple: Antigen (10ng); Green: Antigen (50ng); Blue: Antigen (100ng);





### **Novus Biologicals USA**

10730 E. Briarwood Avenue  
Centennial, CO 80112  
USA

Phone: 303.730.1950  
Toll Free: 1.888.506.6887  
Fax: 303.730.1966  
novus@novusbio.com

### **Bio-Techne Canada**

21 Canmotor Ave  
Toronto, ON M8Z 4E6  
Canada

Phone: 905.827.6400  
Toll Free: 855.668.8722  
Fax: 905.827.6402  
canada.inquires@bio-techne.com

### **Bio-Techne Ltd**

19 Barton Lane  
Abingdon Science Park  
Abingdon, OX14 3NB, United Kingdom

Phone: (44) (0) 1235 529449  
Free Phone: 0800 37 34 15  
Fax: (44) (0) 1235 533420  
info.EMEA@bio-techne.com

### **General Contact Information**

www.novusbio.com  
Technical Support: technical@novusbio.com  
Orders: orders@novusbio.com  
General: novus@novusbio.com

### **Limitations**

This product is for research use only and is not approved for use in humans or in clinical diagnosis. Primary Antibodies are guaranteed for 1 year from date of receipt.

For more information on our 100% guarantee, please visit [www.novusbio.com/guarantee](http://www.novusbio.com/guarantee)

Earn gift cards/discounts by submitting a review: [www.novusbio.com/reviews/submit/NBP2-37443](http://www.novusbio.com/reviews/submit/NBP2-37443)

Earn gift cards/discounts by submitting a publication using this product:  
[www.novusbio.com/publications](http://www.novusbio.com/publications)

